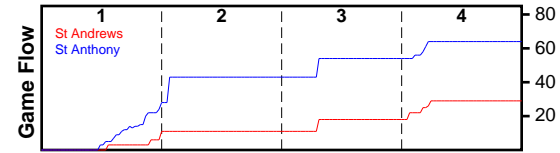


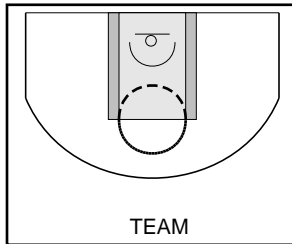
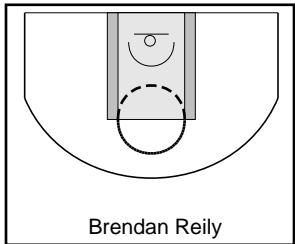
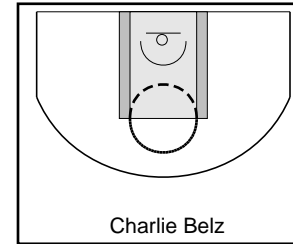
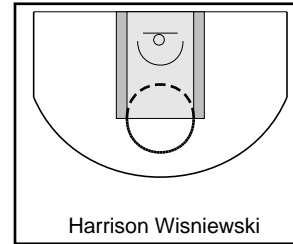
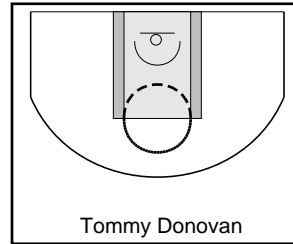
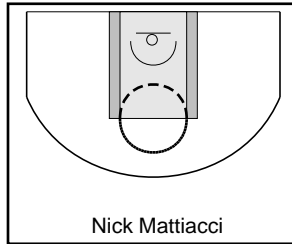
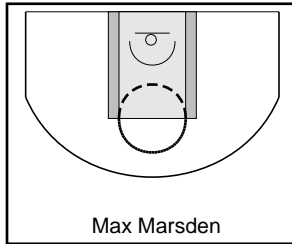
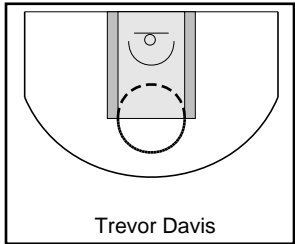
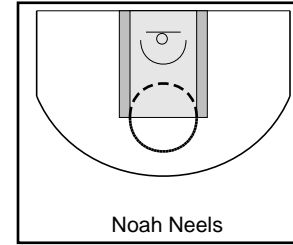
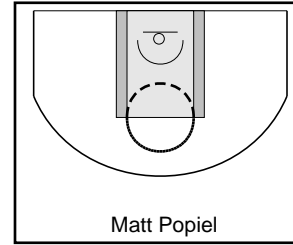
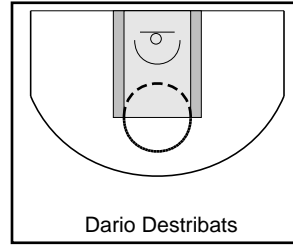
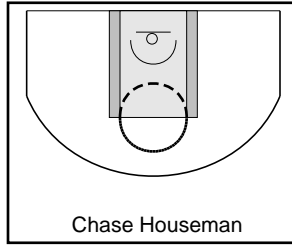
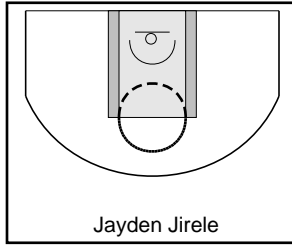
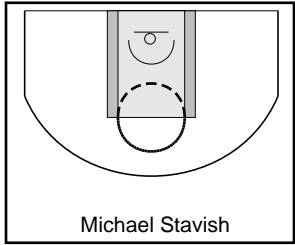
St Andrews

1/18/25 St Andrews at St Anthony

	1	2	3	4	T
St Andrews	11	0	7	11	29
St Anthony	28	15	11	10	64



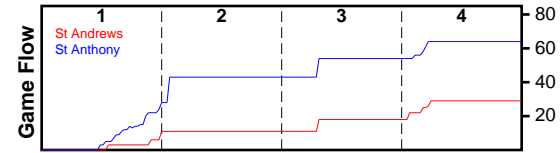
#	Name	G	MIN	PTS	FGM	FGA	FG%	2PM	2PA	2P%	3PM	3PA	3P%	FTM	FTA	FT%	OREB	DREB	REB	AST	STL	DFL	BLK	TO	PF	PM	CHG	A/T	GmSc
0	Michael Stavish	1	33	0	0	3	0.000	-	-	-	-	3	0.000	-	-	-	-	-	0	-	-	-	-	3	-	-15	-	0.0	-5.1
1	Jayden Jirele	1	60	4	2	11	0.182	2	4	0.500	-	7	0.000	-	1	0.000	-	1	1	3	3	-	-	7	-	-37	-	0.4	-4.9
4	Chase Houseman	1	60	12	4	6	0.667	2	3	0.667	2	3	0.667	2	4	0.500	3	6	9	2	-	-	-	3	1	-24	-	0.7	10.5
10	Dario Destribats	1	15	2	1	1	1.000	1	1	1.000	-	-	-	-	-	-	-	3	3	-	-	-	-	-	-	-12	-	-	2.6
11	Matt Popiel	1	12	0	0	0	-	-	-	-	-	-	-	-	-	-	-	-	0	-	-	-	-	-	-	-3	-	-	0.0
13	Noah Neels	-	-	0	0	0	-	-	-	-	-	-	-	-	-	-	-	-	0	-	-	-	-	-	-	-	-	-	-
14	Trevor Davis	1	12	0	0	0	-	-	-	-	-	-	-	-	-	-	1	1	2	-	-	-	-	1	-	-	-	0.0	0.0
20	Max Marsden	1	-	0	0	0	-	-	-	-	-	-	-	-	-	-	-	-	0	-	-	-	-	1	-	-8	-	0.0	-1.0
22	Nick Mattiacci	-	-	0	0	0	-	-	-	-	-	-	-	-	-	-	-	-	0	-	-	-	-	-	-	-	-	-	-
32	Tommy Donovan	1	35	3	1	5	0.200	-	2	0.000	1	3	0.333	-	-	-	3	-	3	1	-	-	1	1	3	-34	-	1.0	1.2
34	Harrison Wisniewski	-	-	0	0	0	-	-	-	-	-	-	-	-	-	-	-	-	0	-	-	-	-	-	-	-	-	-	-
42	Charlie Belz	1	49	6	2	10	0.200	-	1	0.000	2	9	0.222	-	-	-	1	-	1	-	1	-	-	1	1	-31	-	0.0	0.1
53	Brendan Reily	1	27	2	1	2	0.500	1	2	0.500	-	-	-	-	-	-	-	-	0	-	-	-	-	2	4	-21	-	0.0	-2.6
	TEAM	-	-	0	0	0	-	-	-	-	-	-	-	-	-	-	-	-	0	-	-	-	-	-	-	-	-	-	-
	TOTALS	1	60	29	11	38	0.289	6	13	0.462	5	25	0.200	2	5	0.400	8	11	19	6	4	-	1	19	9	-35	-	0.3	0.8



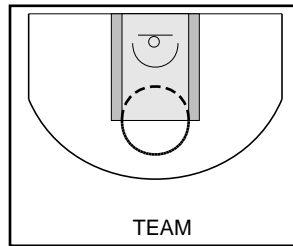
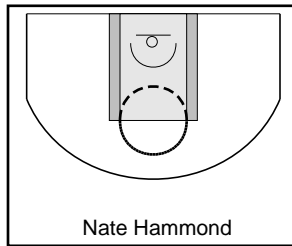
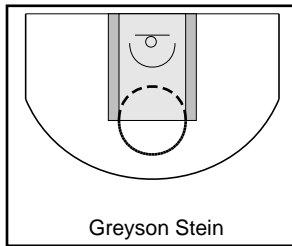
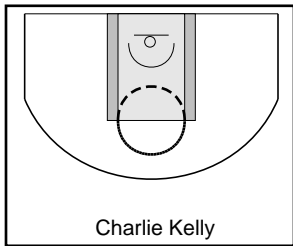
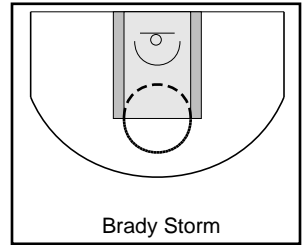
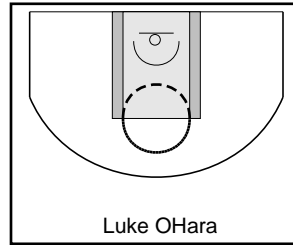
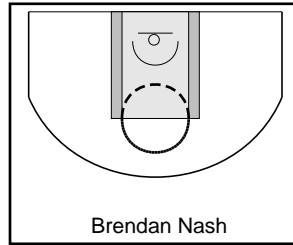
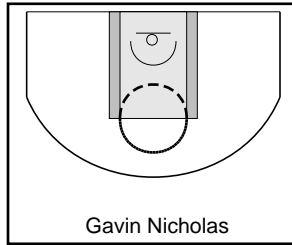

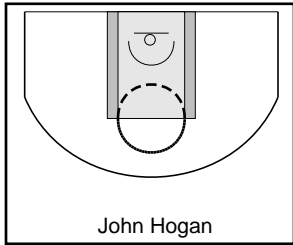
St Anthony

1/18/25 St Andrews at St Anthony

	1	2	3	4	T
St Andrews	11	0	7	11	29
St Anthony	28	15	11	10	64



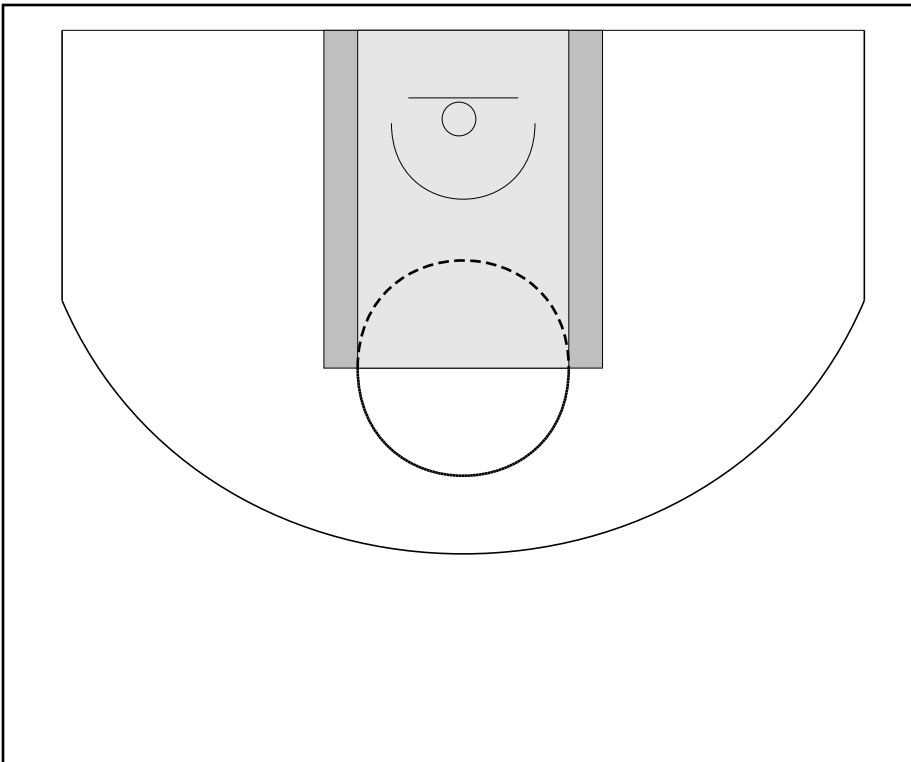
#	Name	G	MIN	PTS	FGM	FGA	FG%	2PM	2PA	2P%	3PM	3PA	3P%	FTM	FTA	FT%	OREB	DREB	REB	AST	STL	DFL	BLK	TO	PF	PM	CHG	A/T	GmSc
2	John Hogan	-	-	0	0	0	-	-	-	-	-	-	-	-	-	-	-	-	0	-	-	-	-	-	-	-	-	-	-
5	Kevin Garrick	1	28	3	1	4	0.250	-	-	-	1	4	0.250	-	-	-	-	-	0	1	1	-	-	-	-	16	-	-	2.3
10	Gavin Nicholas	1	34	3	1	4	0.250	-	3	0.000	1	1	1.000	-	2	0.000	-	2	2	2	1	-	-	2	3	25	-	1.0	-0.4
12	Brendan Nash	1	45	8	3	7	0.429	1	2	0.500	2	5	0.400	-	-	-	-	2	2	-	1	-	-	1	2	7	-	0.0	4.1
19	Luke OHara	1	45	0	0	5	0.000	-	3	0.000	-	2	0.000	-	-	-	-	-	0	-	-	-	-	1	2	5	-	0.0	-5.3
20	Brady Storm	1	17	10	4	10	0.400	4	5	0.800	-	5	0.000	2	3	0.667	3	1	4	1	1	-	1	-	1	31	-	-	8.6
30	Charlie Kelly	1	58	8	3	7	0.429	2	4	0.500	1	3	0.333	1	1	1.000	-	1	1	5	2	-	1	-	-	34	-	-	10.8
36	Greyson Stein	1	59	15	7	11	0.636	6	7	0.857	1	4	0.250	-	-	-	6	5	11	2	1	-	-	1	-	36	-	2.0	17.2
65	Nate Hammond	1	17	17	8	8	1.000	7	7	1.000	1	1	1.000	-	2	0.000	2	4	6	1	3	-	-	-	-	31	-	-	20.1
	TEAM	-	-	0	0	0	-	-	-	-	-	-	-	-	-	-	-	-	0	-	-	-	-	-	-	-	-	-	-
	TOTALS	1	60	64	27	56	0.482	20	31	0.645	7	25	0.280	3	8	0.375	11	15	26	12	10	-	2	5	8	35	-	2.4	57.4



Game Summary Comparison

Statistic	St Andrews	St Anthony
Points	29	64
<i>Field Goals</i>	11 / 38	27 / 56
<i>2 Point</i>	6 / 13	20 / 31
<i>3 Point</i>	5 / 25	7 / 25
<i>Free Throws</i>	2 / 5	3 / 8
Assists	6	12
Rebounds	19	26
<i>Offensive</i>	8	11
<i>Defensive</i>	11	15
Blocks	1	2
Steals	4	10
Deflections	-	-
Turnovers	19	5
Charges Taken	-	-
Personal Fouls	9	8
Technical Fouls	-	-

St Andrews



St Anthony



St Andrews Turnovers

Period	Clock	Player	Turnover Type
1st Period	1:51	#1 Jayden Jirele	Other
1st Period	1:47	#4 Chase Houseman	Other
1st Period	0:00	#53 Brendan Reily	Other
1st Period	0:00	#4 Chase Houseman	Other
1st Period	0:00	#1 Jayden Jirele	Other
2nd Period	13:59	#1 Jayden Jirele	Other
2nd Period	13:59	#0 Michael Stavish	Other
2nd Period	13:59	#0 Michael Stavish	Other
2nd Period	13:59	#1 Jayden Jirele	Other
2nd Period	13:59	#1 Jayden Jirele	Other
2nd Period	13:59	#20 Max Marsden	Other
3rd Period	10:03	#32 Tommy Donovan	Other
3rd Period	10:03	#42 Charlie Belz	Other
3rd Period	10:03	#4 Chase Houseman	Other
3rd Period	10:03	#53 Brendan Reily	Other
4th Period	13:14	#1 Jayden Jirele	Other
4th Period	11:22	#0 Michael Stavish	Other
4th Period	11:14	#14 Trevor Davis	Other
4th Period	11:14	#1 Jayden Jirele	Other

St Andrews Fouls

Period	Clock	Player	Foul
1st Period	6:04	#53 Brendan Reily	Pushing (Def)
1st Period	4:45	#42 Charlie Belz	Blocking (Def)
1st Period	4:07	#32 Tommy Donovan	Reaching in (Def)
1st Period	2:28	#4 Chase Houseman	Reaching in (Def)
1st Period	1:47	#53 Brendan Reily	Other (Def)
1st Period	0:00	#53 Brendan Reily	Other (Def)
2nd Period	13:59	#32 Tommy Donovan	Reaching in (Def)
3rd Period	10:03	#32 Tommy Donovan	Other (Def)
3rd Period	10:03	#53 Brendan Reily	Reaching in (Def)

St Anthony Turnovers

Period	Clock	Player	Turnover Type
2nd Period	13:59	#10 Gavin Nicholas	Other
3rd Period	10:03	#10 Gavin Nicholas	Other
3rd Period	10:03	#36 Greyson Stein	Other
3rd Period	10:03	#12 Brendan Nash	Other
4th Period	11:24	#19 Luke OHara	Other

St Anthony Fouls

Period	Clock	Player	Foul
1st Period	6:55	#10 Gavin Nicholas	Blocking (Def)
1st Period	0:00	#10 Gavin Nicholas	Other (Def)
1st Period	0:00	#20 Brady Storm	Reaching in (Def)
2nd Period	13:59	#10 Gavin Nicholas	Hand checking (Def)
3rd Period	10:03	#12 Brendan Nash	Reaching in (Def)
4th Period	13:46	#19 Luke OHara	Other (Def)
4th Period	11:22	#12 Brendan Nash	Other (Def)
4th Period	11:14	#19 Luke OHara	Other (Def)