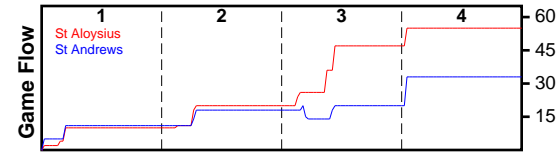


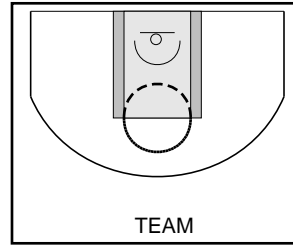
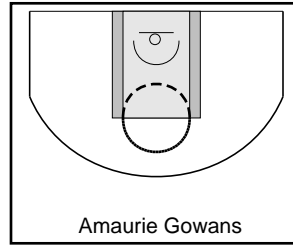
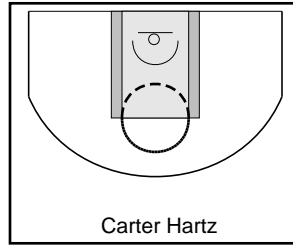
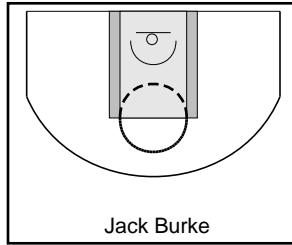
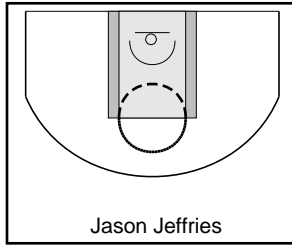
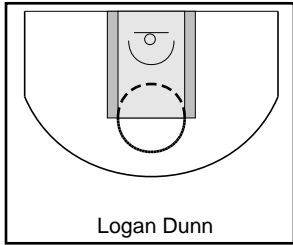
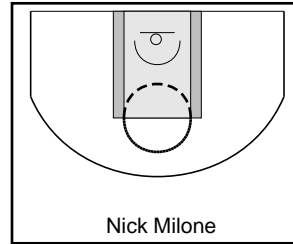
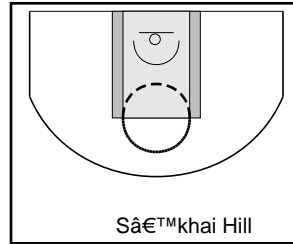
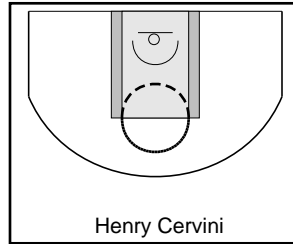
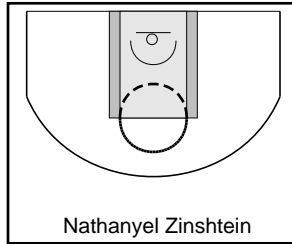
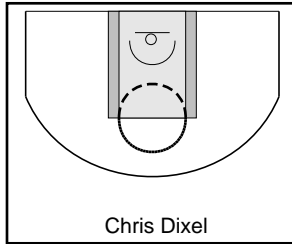
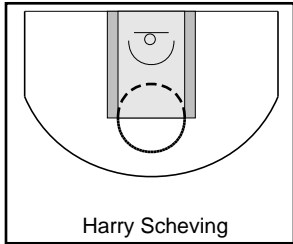
St Aloysius

1/16/25 St Aloysius at St Andrews

	1	2	3	4	T
St Aloysius	10	10	27	8	55
St Andrews	11	7	2	13	33



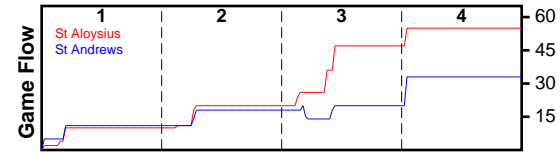
#	Name	G	MIN	PTS	FGM	FGA	FG%	2PM	2PA	2P%	3PM	3PA	3P%	FTM	FTA	FT%	OREB	DREB	REB	AST	STL	DFL	BLK	TO	PF	PM	CHG	A/T	GmSc
4	Harry Scheving	1	15	0	0	0	-	-	-	-	-	-	-	-	-	-	-	1	1	-	-	-	-	-	-	-8	-	-	0.3
5	Chris Dixel	1	24	0	0	4	0.000	-	2	0.000	-	2	0.000	-	-	-	-	0	-	-	-	-	2	-	-3	-	0.0	-4.8	
10	Nathanyel Zinshtein	1	41	10	5	7	0.714	5	7	0.714	-	-	-	-	-	-	3	1	4	1	-	-	1	-	11	-	1.0	9.2	
11	Henry Cervini	1	19	11	5	6	0.833	4	5	0.800	1	1	1.000	-	-	-	1	-	1	-	1	-	1	2	14	-	0.0	8.7	
12	Saekhai Hill	1	58	2	1	2	0.500	1	2	0.500	-	-	-	-	2	0.000	2	3	5	2	-	-	1	2	-	-	2.0	2.1	
13	Nick Milone	1	6	11	5	7	0.714	4	4	1.000	1	3	0.333	-	-	-	-	0	-	-	-	-	-	2	16	-	-	7.3	
15	Logan Dunn	1	15	0	0	2	0.000	-	2	0.000	-	-	-	-	-	-	-	0	1	-	-	-	-	-	-1	-	-	-0.7	
22	Jason Jeffries	1	46	6	2	4	0.500	2	4	0.500	-	-	-	2	2	1.000	-	2	2	7	2	-	-	-	18	-	-	11.5	
23	Jack Burke	1	36	6	3	7	0.429	3	5	0.600	-	2	0.000	-	-	-	1	3	4	2	2	-	1	2	-	10	-	1.0	6.0
24	Carter Hartz	1	15	6	3	5	0.600	3	3	1.000	-	2	0.000	-	-	-	-	0	-	-	-	-	-	-	-5	-	-	3.7	
35	Amaurie Gowans	1	31	3	1	3	0.333	1	3	0.333	-	-	-	1	2	0.500	-	3	3	-	-	-	-	1	1	8	-	0.0	0.4
	TEAM	-	-	0	0	0	-	-	-	-	-	-	-	-	-	-	-	0	-	-	-	-	-	-	-	-	-	-	
	TOTALS	1	60	55	25	47	0.532	23	37	0.622	2	10	0.200	3	6	0.500	7	13	20	13	5	-	1	8	7	22	-	1.6	43.7



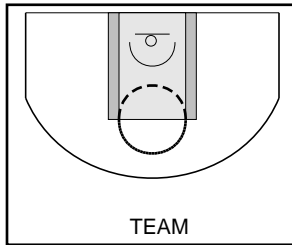
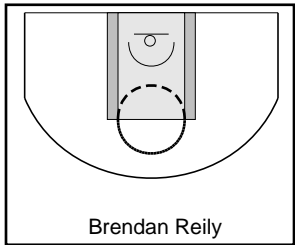
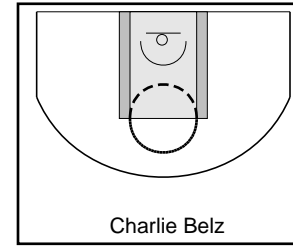
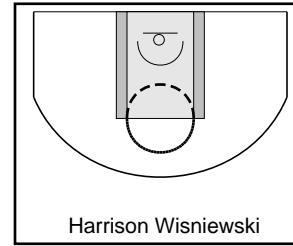
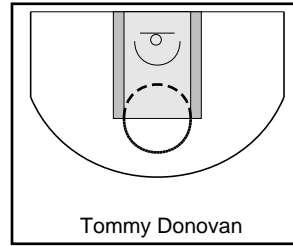
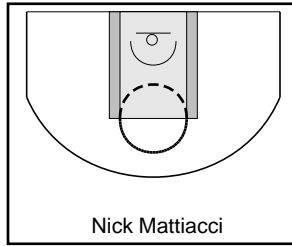
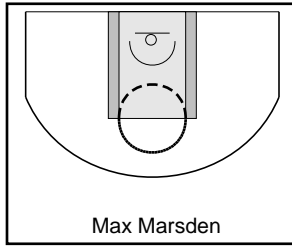
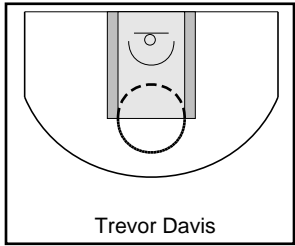
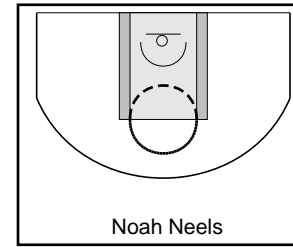
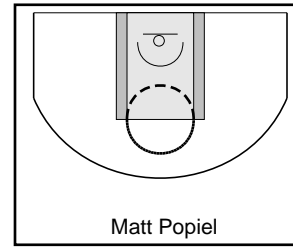
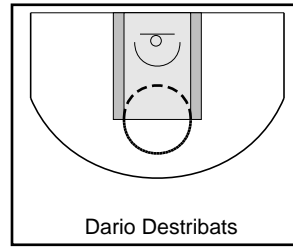
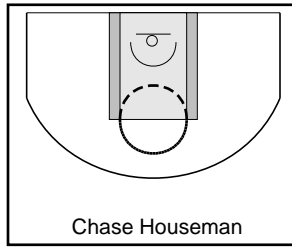
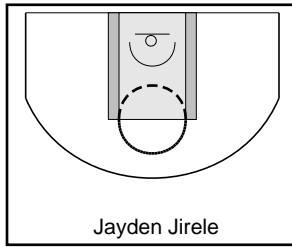
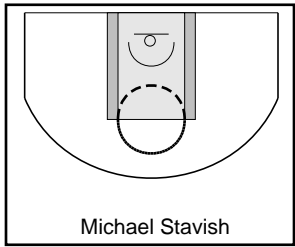
St Andrews

1/16/25 St Aloysius at St Andrews

	1	2	3	4	T
St Aloysius	10	10	27	8	55
St Andrews	11	7	2	13	33



#	Name	G	MIN	PTS	FGM	FGA	FG%	2PM	2PA	2P%	3PM	3PA	3P%	FTM	FTA	FT%	OREB	DREB	REB	AST	STL	DFL	BLK	TO	PF	PM	CHG	A/T	GmSc
0	Michael Stavish	1	16	3	1	2	0.500	-	-	-	1	2	0.500	-	-	-	-	-	0	-	-	-	-	1	-	5	-	0.0	1.0
1	Jayden Jirele	1	46	8	4	12	0.333	4	9	0.444	-	3	0.000	-	-	-	-	1	1	-	1	-	6	-	-20	-	0.0	-3.5	
4	Chase Houseman	1	46	4	2	6	0.333	2	5	0.400	-	1	0.000	-	-	-	1	2	3	1	-	1	3	-	-22	-	0.3	0.3	
10	Dario Destribats	1	1	0	0	0	-	-	-	-	-	-	-	-	-	-	-	-	0	-	-	-	-	1	2	-	-	-0.4	
11	Matt Popiel	1	15	0	0	0	-	-	-	-	-	-	-	-	-	-	-	-	0	-	-	-	-	-	5	-	-	0.0	
13	Noah Neels	1	24	0	0	0	-	-	-	-	-	-	-	-	-	-	-	-	0	-	-	-	-	-	4	-	-	0.0	
14	Trevor Davis	-	-	0	0	0	-	-	-	-	-	-	-	-	-	-	-	-	0	-	-	-	-	-	-	-	-	-	
20	Max Marsden	1	9	0	0	0	-	-	-	-	-	-	-	-	-	-	-	-	0	-	-	-	-	-	7	-	-	0.0	
22	Nick Mattiacci	1	34	0	0	1	0.000	-	1	0.000	-	-	-	-	-	-	-	1	1	-	-	-	-	1	-5	-	-	-0.8	
32	Tommy Donovan	1	17	2	1	3	0.333	1	1	1.000	-	2	0.000	-	-	-	-	1	1	1	2	-	2	2	2	-	0.5	0.5	
34	Harrison Wisniewski	1	32	0	0	1	0.000	-	1	0.000	-	-	-	-	1	0.000	2	2	4	-	-	-	-	3	1	-18	-	0.0	-2.5
42	Charlie Belz	1	36	11	4	7	0.571	1	2	0.500	3	5	0.600	-	-	-	-	-	0	-	-	-	-	-	-	-1	-	7.7	
53	Brendan Reily	1	30	5	2	4	0.500	1	1	1.000	1	3	0.333	-	-	-	-	-	0	1	-	-	-	1	3	3	-	1.0	1.5
	TEAM	-	-	0	0	0	-	-	-	-	-	-	-	-	-	-	-	-	0	-	-	-	-	-	-	-	-	-	
	TOTALS	1	60	33	14	36	0.389	9	20	0.450	5	16	0.312	-	1	0.000	3	7	10	3	3	-	1	16	8	-22	-	0.2	3.8



Game Summary Comparison

Statistic	St Aloysius	St Andrews
Points	55	33
<i>Field Goals</i>	25 / 47	14 / 36
<i>2 Point</i>	23 / 37	9 / 20
<i>3 Point</i>	2 / 10	5 / 16
<i>Free Throws</i>	3 / 6	- / 1
Assists	13	3
Rebounds	20	10
<i>Offensive</i>	7	3
<i>Defensive</i>	13	7
Blocks	1	1
Steals	5	3
Deflections	-	-
Turnovers	8	16
Charges Taken	-	-
Personal Fouls	7	8
Technical Fouls	-	-

St Aloysius



St Andrews



St Aloysius Turnovers

Period	Clock	Player	Turnover Type
1st Period	14:35	#11 Henry Cervini	Other
1st Period	11:49	#10 Nathanyel Zinshtein	Other
2nd Period	11:49	#23 Jack Burke	Other
2nd Period	10:44	#23 Jack Burke	Other
3rd Period	9:01	#35 Amaurie Gowans	Other
4th Period	14:14	#5 Chris Dixel	Other
4th Period	14:14	#12 Sâ€™khai Hill	Other
4th Period	14:14	#5 Chris Dixel	Other

St Aloysius Fouls

Period	Clock	Player	Foul
1st Period	14:35	#35 Amaurie Gowans	Blocking (Def)
1st Period	11:49	#11 Henry Cervini	Reaching in (Def)
2nd Period	10:44	#13 Nick Milone	Reaching in (Def)
3rd Period	9:01	#13 Nick Milone	Reaching in (Def)
3rd Period	8:04	#11 Henry Cervini	Reaching in (Def)
3rd Period	8:04	#12 Sâ€™khai Hill	Blocking (Def)
4th Period	14:14	#12 Sâ€™khai Hill	Tripping (Def)

St Andrews Turnovers

Period	Clock	Player	Turnover Type
1st Period	13:00	#4 Chase Houseman	Other
1st Period	11:49	#1 Jayden Jirele	Other
1st Period	11:49	#53 Brendan Reily	Other
1st Period	11:49	#1 Jayden Jirele	Other
2nd Period	12:23	#32 Tommy Donovan	Other
2nd Period	11:18	#32 Tommy Donovan	Other
2nd Period	10:47	#1 Jayden Jirele	Other
2nd Period	10:44	#34 Harrison Wisniewski	Other
2nd Period	10:44	#4 Chase Houseman	Other
2nd Period	10:44	#4 Chase Houseman	Other
3rd Period	9:01	#1 Jayden Jirele	Other
3rd Period	9:01	#1 Jayden Jirele	Other
3rd Period	8:04	#0 Michael Stavish	Other
3rd Period	8:04	#1 Jayden Jirele	Other
4th Period	14:14	#34 Harrison Wisniewski	Other
4th Period	14:14	#34 Harrison Wisniewski	Other

St Andrews Fouls

Period	Clock	Player	Foul
2nd Period	12:53	#34 Harrison Wisniewski	Blocking (Def)
2nd Period	10:44	#32 Tommy Donovan	Blocking (Def)
2nd Period	10:44	#53 Brendan Reily	Blocking (Def)
2nd Period	10:44	#22 Nick Mattiacci	Reaching in (Def)
3rd Period	9:01	#53 Brendan Reily	Blocking (Def)
3rd Period	8:04	#32 Tommy Donovan	Reaching in (Def)
4th Period	14:14	#10 Dario Destribats	Tripping (Def)
4th Period	14:14	#53 Brendan Reily	Reaching in (Def)