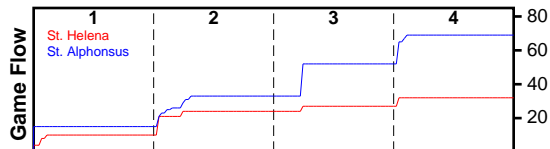


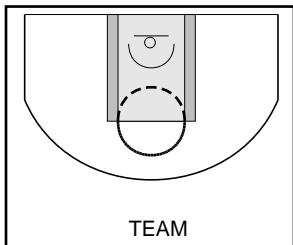
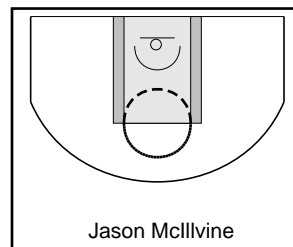
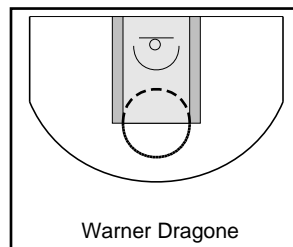
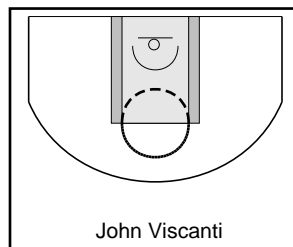
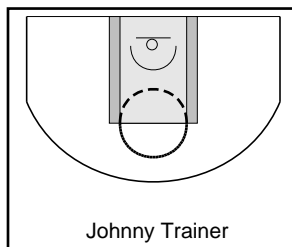
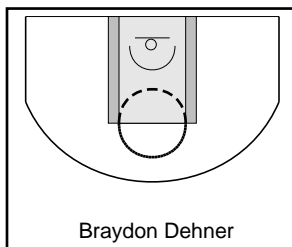
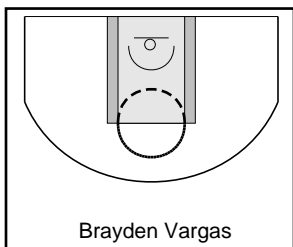
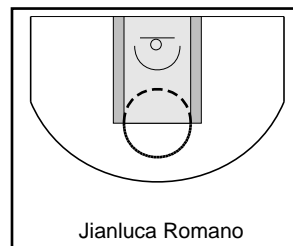
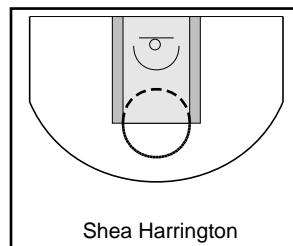
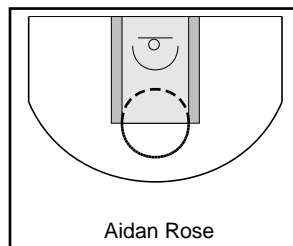
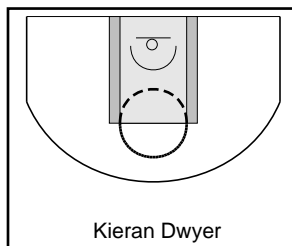
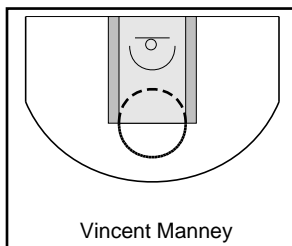
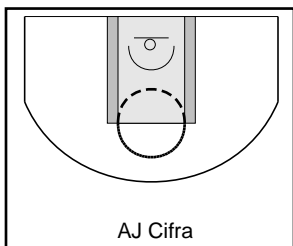
St. Helena

1/13/24 St. Helena at St. Alphonsus

	1	2	3	4	T
St. Helena	10	14	3	5	32
St. Alphonsus	15	18	19	17	69



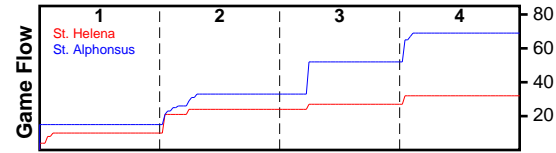
#	Name	G	MIN	PTS	FGM	FGA	FG%	2PM	2PA	2P%	3PM	3PA	3P%	FTM	FTA	FT%	OREB	DREB	REB	AST	STL	DFL	BLK	TO	PF	PM	CHG	A/T	GmSc
0	AJ Cifra	1	21	2	1	4	0.250	1	3	0.333	-	1	0.000	-	-	-	-	-	0	2	-	-	-	2	1	-21	-	1.0	-1.4
1	Vincent Manney	1	27	0	0	4	0.000	-	2	0.000	-	2	0.000	-	-	-	-	1	1	1	-	-	-	1	1	-22	-	1.0	-3.2
2	Kieran Dwyer	1	34	13	5	9	0.556	2	4	0.500	3	5	0.600	-	-	-	-	-	0	-	1	-	1	-	1	-17	-	-	10.0
3	Aidan Rose	1	34	12	4	10	0.400	2	3	0.667	2	7	0.286	2	2	1.000	-	1	1	-	-	-	2	1	1	-25	-	0.0	6.9
5	Shea Harrington	1	34	0	0	6	0.000	-	3	0.000	-	3	0.000	-	-	-	2	-	2	2	2	-	-	1	1	-21	-	2.0	-0.8
10	Jianluca Romano	1	12	0	0	3	0.000	-	2	0.000	-	1	0.000	-	-	-	-	1	1	-	-	-	-	2	-	-11	-	0.0	-3.8
11	Brayden Vargas	1	46	0	0	9	0.000	-	7	0.000	-	2	0.000	-	-	-	-	2	2	3	2	-	2	-	-	-25	-	-	-0.2
12	Braydon Dehner	1	28	2	1	2	0.500	1	2	0.500	-	-	-	-	-	-	-	-	0	-	-	-	-	-	1	-9	-	-	0.6
23	Johnny Trainer	1	12	0	0	2	0.000	-	1	0.000	-	1	0.000	-	-	-	-	2	2	1	-	-	-	-	-	-5	-	-	-0.1
30	John Viscanti	1	15	0	0	1	0.000	-	1	0.000	-	-	-	-	-	-	-	-	0	-	-	-	-	1	1	-8	-	0.0	-2.1
31	Warner Dragone	1	15	0	0	0	-	-	-	-	-	-	-	-	-	-	-	-	0	-	-	-	-	-	-	-9	-	-	0.0
32	Jason McIlvaine	1	27	3	1	2	0.500	-	-	-	1	2	0.500	-	-	-	-	-	0	-	-	-	-	1	-	-12	-	0.0	1.0
	TEAM	-	-	0	0	0	-	-	-	-	-	-	-	-	-	-	-	-	0	-	-	-	-	-	-	-	-	-	-
	TOTALS	1	60	32	12	52	0.231	6	28	0.214	6	24	0.250	2	2	1.000	2	7	9	9	5	-	5	9	7	-37	-	1.0	6.9



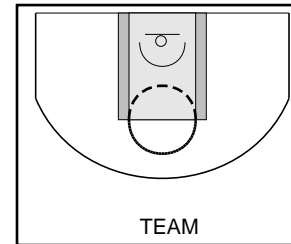
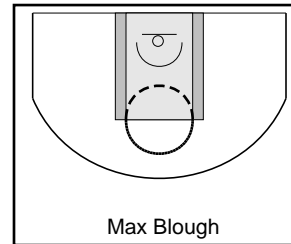
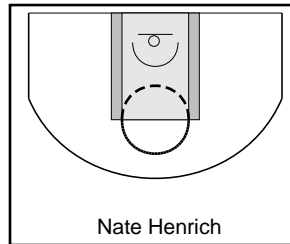
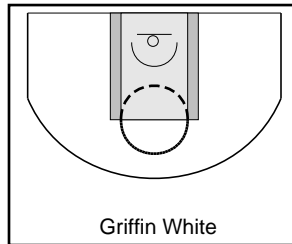
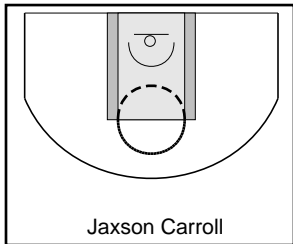
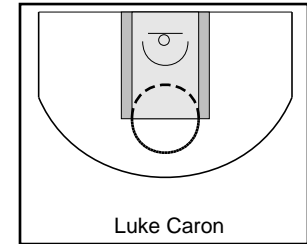
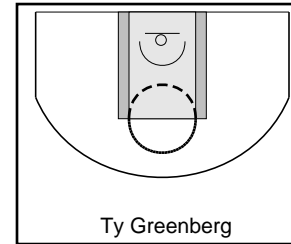
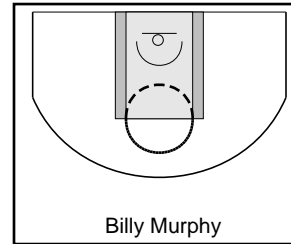
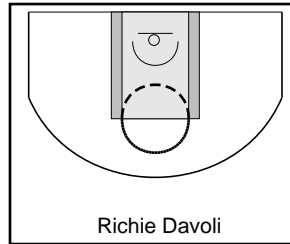
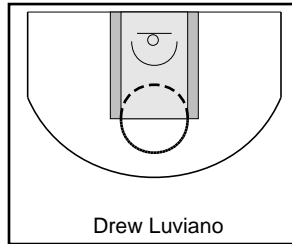
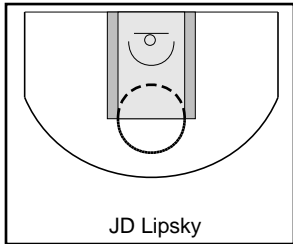
St. Alphonsus

1/13/24 St. Helena at St. Alphonsus

	1	2	3	4	T
St. Helena	10	14	3	5	32
St. Alphonsus	15	18	19	17	69



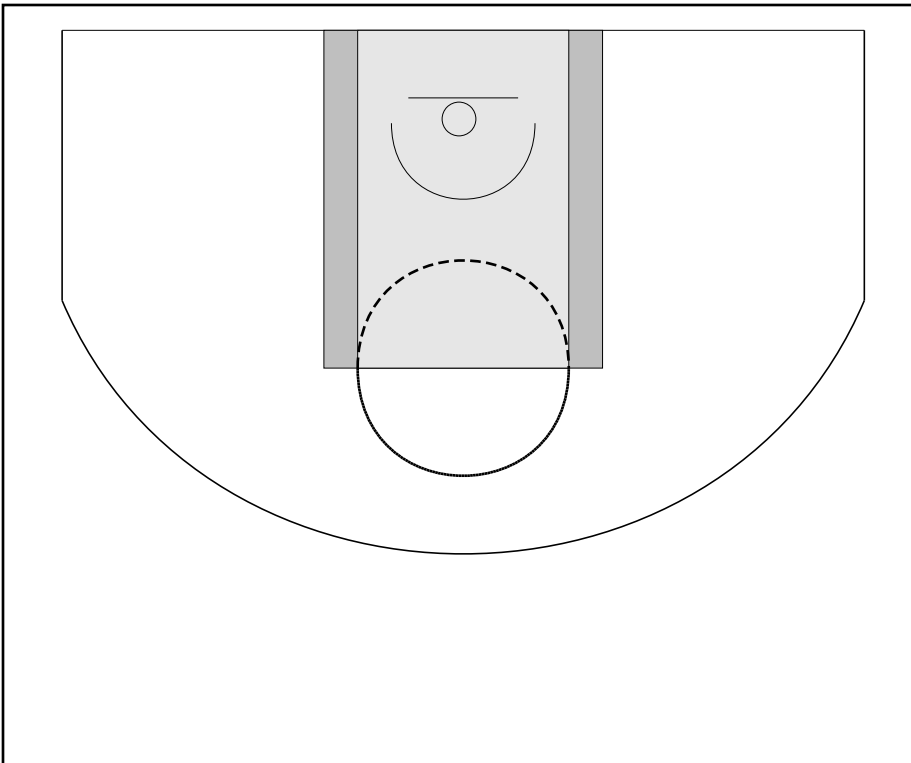
#	Name	G	MIN	PTS	FGM	FGA	FG%	2PM	2PA	2P%	3PM	3PA	3P%	FTM	FTA	FT%	OREB	DREB	REB	AST	STL	DFL	BLK	TO	PF	PM	CHG	A/T	GmSc
1	JD Lipsky	1	15	0	0	1	0.000	-	1	0.000	-	-	-	-	-	-	-	2	2	-	1	-	-	1	1	-3	-	0.0	-0.5
2	Drew Luviano	1	42	0	0	0	-	-	-	-	-	-	-	-	-	-	-	-	0	1	-	-	-	1	-	16	-	1.0	-0.3
11	Richie Davoli	1	60	2	1	3	0.333	1	1	1.000	-	2	0.000	-	-	-	-	2	2	1	1	-	-	1	-	24	-	1.0	1.6
22	Billy Murphy	1	32	10	4	7	0.571	3	6	0.500	1	1	1.000	1	1	1.000	1	5	6	-	1	-	5	-	-	35	-	-	13.4
24	Ty Greenberg	1	33	6	2	7	0.286	2	7	0.286	-	-	-	2	2	1.000	1	6	7	6	1	-	-	3	-	26	-	2.0	6.6
30	Luke Caron	1	5	16	8	10	0.800	8	10	0.800	-	-	-	-	-	-	4	2	6	1	1	-	-	2	-	21	-	0.5	15.3
33	Jaxson Carroll	1	20	18	8	13	0.615	7	10	0.700	1	3	0.333	1	1	1.000	2	4	6	1	-	-	-	2	-	28	-	0.5	13.4
34	Griffin White	1	29	2	1	2	0.500	1	2	0.500	-	-	-	-	-	-	1	3	4	-	-	-	-	-	-	2	-	-	2.6
35	Nate Henrich	1	12	2	1	2	0.500	1	2	0.500	-	-	-	-	-	-	-	3	3	3	-	-	-	2	2	20	-	1.5	1.2
45	Max Blough	1	56	13	6	11	0.545	6	10	0.600	-	1	0.000	1	4	0.250	2	4	6	-	1	-	-	1	1	16	-	0.0	8.7
	TEAM	-	-	0	0	0	-	-	-	-	-	-	-	-	-	-	-	-	0	-	-	-	-	-	-	-	-	-	-
	TOTALS	1	60	69	31	56	0.554	29	49	0.592	2	7	0.286	5	8	0.625	11	31	42	13	6	-	5	13	4	37	-	1.0	62.0



Game Summary Comparison

Statistic	St. Helena	St. Alphonsus
Points	32	69
<i>Field Goals</i>	12 / 52	31 / 56
<i>2 Point</i>	6 / 28	29 / 49
<i>3 Point</i>	6 / 24	2 / 7
<i>Free Throws</i>	2 / 2	5 / 8
Assists	9	13
Rebounds	9	42
<i>Offensive</i>	2	11
<i>Defensive</i>	7	31
Blocks	5	5
Steals	5	6
Deflections	-	-
Turnovers	9	13
Charges Taken	-	-
Personal Fouls	7	4
Technical Fouls	-	-

St. Helena



St. Alphonsus



St. Helena Turnovers

Period	Clock	Player	Turnover Type
1st Period	14:44	#0 AJ Cifra	Other
3rd Period	11:05	#5 Shea Harrington	Other
3rd Period	11:05	#3 Aidan Rose	Other
3rd Period	11:05	#0 AJ Cifra	Other
3rd Period	11:05	#1 Vincent Manney	Other
4th Period	14:12	#30 John Viscanti	Other
4th Period	14:12	#10 Jianluca Romano	Other
4th Period	14:12	#10 Jianluca Romano	Other
4th Period	14:12	#32 Jason McIlvaine	Other

St. Helena Fouls

Period	Clock	Player	Foul
1st Period	14:44	#2 Kieran Dwyer	Reaching in (Def)
2nd Period	14:16	#3 Aidan Rose	Blocking (Def)
2nd Period	12:56	#0 AJ Cifra	Blocking (Def)
3rd Period	11:05	#5 Shea Harrington	Pushing (Def)
3rd Period	11:05	#1 Vincent Manney	Reaching in (Def)
4th Period	14:12	#30 John Viscanti	Reaching in (Def)
4th Period	14:12	#12 Braydon Dehner	Reaching in (Def)

St. Alphonsus Turnovers

Period	Clock	Player	Turnover Type
1st Period	14:44	#33 Jaxson Carroll	Other
1st Period	14:44	#30 Luke Caron	Other
1st Period	13:51	#33 Jaxson Carroll	Other
1st Period	13:49	#11 Richie Davoli	Other
1st Period	13:49	#45 Max Blough	Other
1st Period	13:30	#1 JD Lipsky	Other
2nd Period	9:47	#24 Ty Greenberg	Other
3rd Period	11:05	#24 Ty Greenberg	Other
3rd Period	11:05	#30 Luke Caron	Other
3rd Period	11:05	#35 Nate Henrich	Other
3rd Period	11:05	#35 Nate Henrich	Other
4th Period	14:12	#2 Drew Luviano	Other
4th Period	14:12	#24 Ty Greenberg	Other

St. Alphonsus Fouls

Period	Clock	Player	Foul
1st Period	13:49	#1 JD Lipsky	Reaching in (Def)
2nd Period	14:16	#35 Nate Henrich	Reaching in (Def)
2nd Period	14:16	#35 Nate Henrich	Reaching in (Def)
3rd Period	11:05	#45 Max Blough	Pushing (Def)