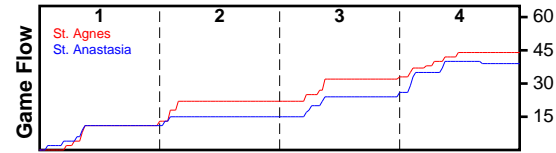


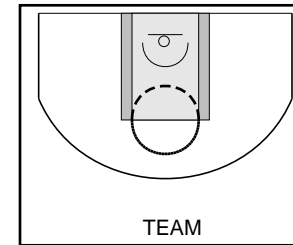
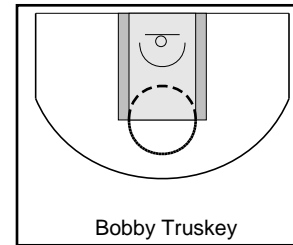
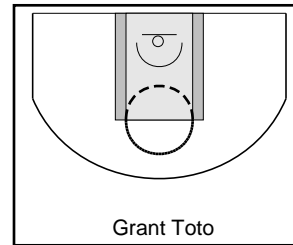
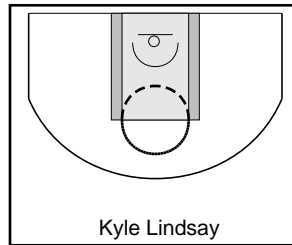
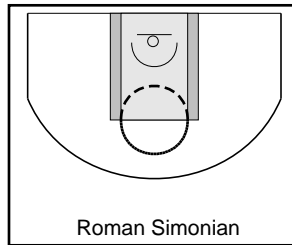
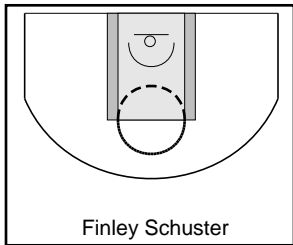
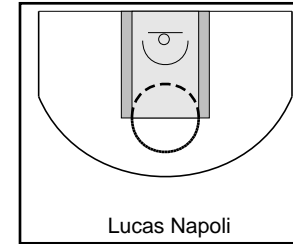
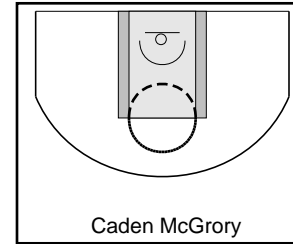
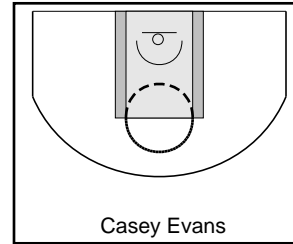
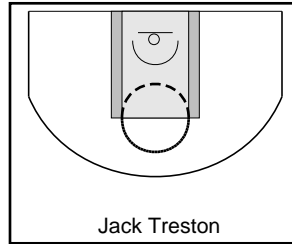
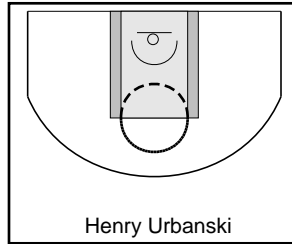
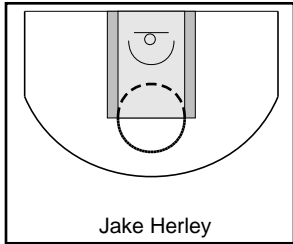
St. Agnes

1/11/24 St. Agnes at St. Anastasia

	1	2	3	4	T
St. Agnes	11	11	10	12	44
St. Anastasia	11	4	9	15	39



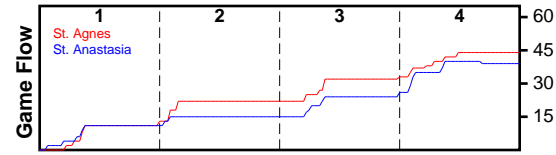
#	Name	G	MIN	PTS	FGM	FGA	FG%	2PM	2PA	2P%	3PM	3PA	3P%	FTM	FTA	FT%	OREB	DREB	REB	AST	STL	DFL	BLK	TO	PF	PM	CHG	A/T	GmSc
5	Jake Herley	1	55	4	2	5	0.400	2	5	0.400	-	-	-	-	-	-	-	-	0	-	1	-	1	-	3	-3	-	-	1.8
12	Henry Urbanski	1	56	10	3	7	0.429	3	5	0.600	-	2	0.000	4	4	1.000	3	5	8	-	1	-	2	2	1	4	-	0.0	9.9
13	Jack Treston	1	56	5	2	5	0.400	1	1	1.000	1	4	0.250	-	-	-	-	4	4	1	-	-	1	-	2	4	-	-	4.1
20	Casey Evans	-	-	0	0	0	-	-	-	-	-	-	-	-	-	-	-	-	0	-	-	-	-	-	-	-	-	-	-
21	Caden McGrory	-	-	0	0	0	-	-	-	-	-	-	-	-	-	-	-	-	0	-	-	-	-	-	-	-	-	-	-
31	Lucas Napoli	-	-	0	0	0	-	-	-	-	-	-	-	-	-	-	-	-	0	-	-	-	-	-	-	-	-	-	-
32	Finley Schuster	1	46	0	0	2	0.000	-	1	0.000	-	1	0.000	-	-	-	-	1	1	1	-	-	-	-	2	8	-	-	-1.2
33	Roman Simonian	-	-	0	0	0	-	-	-	-	-	-	-	-	-	-	-	-	0	-	-	-	-	-	-	-	-	-	-
34	Kyle Lindsay	1	50	17	5	13	0.385	5	11	0.455	-	2	0.000	7	10	0.700	1	6	7	2	-	-	1	4	2	6	-	0.5	8.5
35	Grant Toto	1	11	8	3	3	1.000	2	2	1.000	1	1	1.000	1	2	0.500	-	-	0	1	-	-	-	-	2	-	-	-	7.4
41	Bobby Truskey	-	-	0	0	0	-	-	-	-	-	-	-	-	-	-	-	-	0	-	-	-	-	-	-	-	-	-	-
	TEAM	-	-	0	0	0	-	-	-	-	-	-	-	-	-	-	-	-	0	-	-	-	-	-	-	-	-	-	-
	TOTALS	1	60	44	15	35	0.429	13	25	0.520	2	10	0.200	12	16	0.750	4	16	20	5	2	-	5	6	10	5	-	0.8	30.5



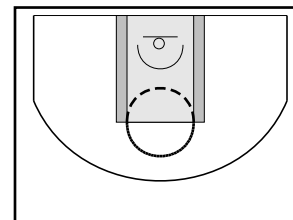
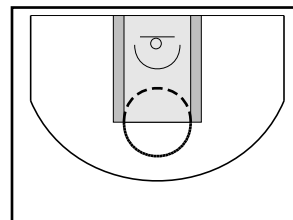
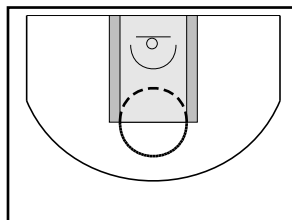
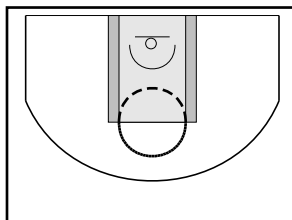
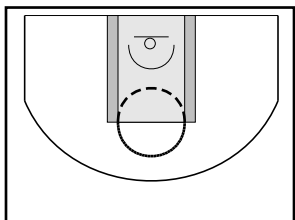
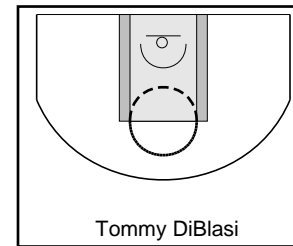
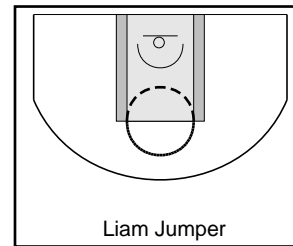
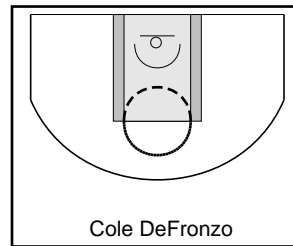
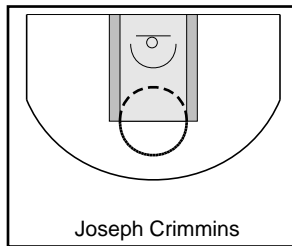
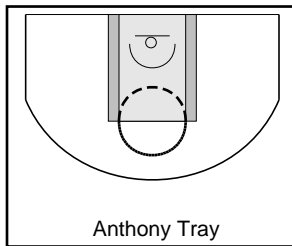
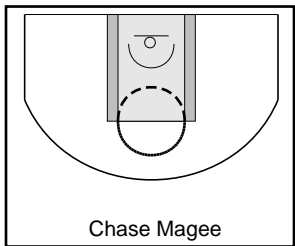
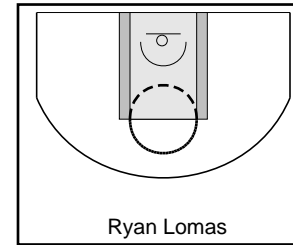
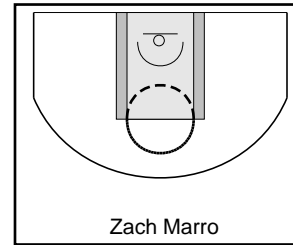
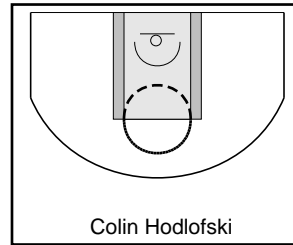
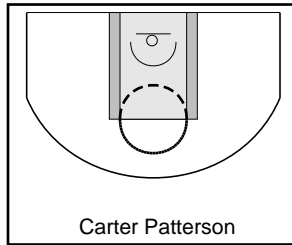

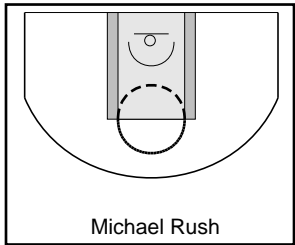
St. Anastasia

1/11/24 St. Agnes at St. Anastasia

	1	2	3	4	T
St. Agnes	11	11	10	12	44
St. Anastasia	11	4	9	15	39



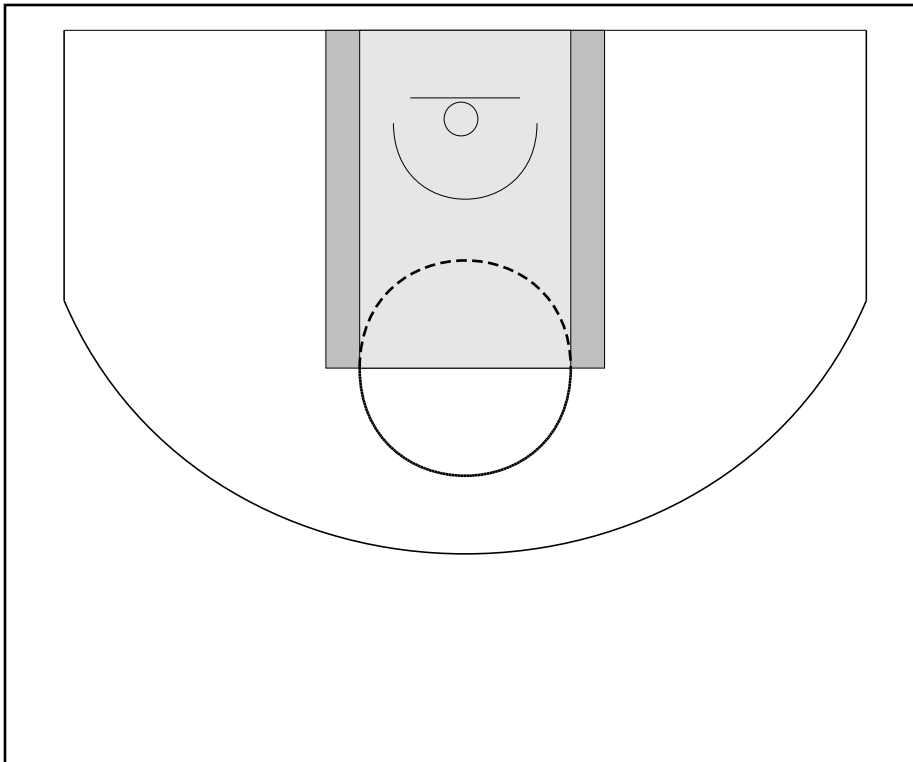
#	Name	G	MIN	PTS	FGM	FGA	FG%	2PM	2PA	2P%	3PM	3PA	3P%	FTM	FTA	FT%	OREB	DREB	REB	AST	STL	DFL	BLK	TO	PF	PM	CHG	A/T	GmSc
0	Michael Rush	1	56	21	10	19	0.526	9	12	0.750	1	7	0.143	-	-	-	1	1	2	-	-	-	-	1	3	-4	-	0.0	10.5
1	Jake Dâ€™Ambrosio	1	56	2	1	5	0.200	1	4	0.250	-	1	0.000	-	-	-	1	1	2	2	1	-	-	-	2	-5	-	-	1.5
14	Carter Patterson	1	34	0	0	1	0.000	-	1	0.000	-	-	-	-	-	-	-	1	1	-	1	-	-	1	1	-2	-	0.0	-0.8
15	Colin Hodlofski	-	-	0	0	0	-	-	-	-	-	-	-	-	-	-	-	-	0	-	-	-	-	-	-	-	-	-	-
23	Zach Marro	1	3	0	0	0	-	-	-	-	-	-	-	-	-	-	-	1	1	-	-	-	-	-	2	-2	-	-	-0.5
25	Ryan Lomas	-	-	0	0	0	-	-	-	-	-	-	-	-	-	-	-	-	0	-	-	-	-	-	-	-	-	-	-
32	Chase Magee	1	23	1	0	2	0.000	-	-	-	-	2	0.000	1	2	0.500	-	1	1	-	1	-	-	-	1	-5	-	-	0.1
33	Anthony Tray	1	-	0	0	0	-	-	-	-	-	-	-	-	1	0.000	-	-	0	-	-	-	-	-	-	-	-	-	-0.4
35	Joseph Crimmins	1	53	6	3	10	0.300	3	10	0.300	-	-	-	-	-	-	4	2	6	2	-	-	1	1	2	2	-	2.0	3.9
42	Cole DeFronzo	-	-	0	0	0	-	-	-	-	-	-	-	-	-	-	-	-	0	-	-	-	-	-	-	-	-	-	-
43	Liam Jumper	-	-	0	0	0	-	-	-	-	-	-	-	-	-	-	-	-	0	-	-	-	-	-	-	-	-	-	-
45	Tommy DiBlasi	-	-	0	0	0	-	-	-	-	-	-	-	-	-	-	-	-	0	-	-	-	-	-	-	-	-	-	-
50	CJ Cunningham	-	-	0	0	0	-	-	-	-	-	-	-	-	-	-	-	-	0	-	-	-	-	-	-	-	-	-	-
51	Ryan Quinn	-	-	0	0	0	-	-	-	-	-	-	-	-	-	-	-	-	0	-	-	-	-	-	-	-	-	-	-
54	Kieran Davis	-	-	0	0	0	-	-	-	-	-	-	-	-	-	-	-	-	0	-	-	-	-	-	-	-	-	-	-
55	Henry Benner	1	56	9	3	4	0.750	3	4	0.750	-	-	-	3	4	0.750	1	3	4	-	1	-	-	1	3	-4	-	0.0	7.4
	TEAM	-	-	0	0	0	-	-	-	-	-	-	-	-	-	-	-	-	0	-	-	-	-	-	-	-	-	-	-
	TOTALS	1	60	39	17	41	0.415	16	31	0.516	1	10	0.100	4	7	0.571	7	10	17	4	4	-	1	4	14	-5	-	1.0	21.7



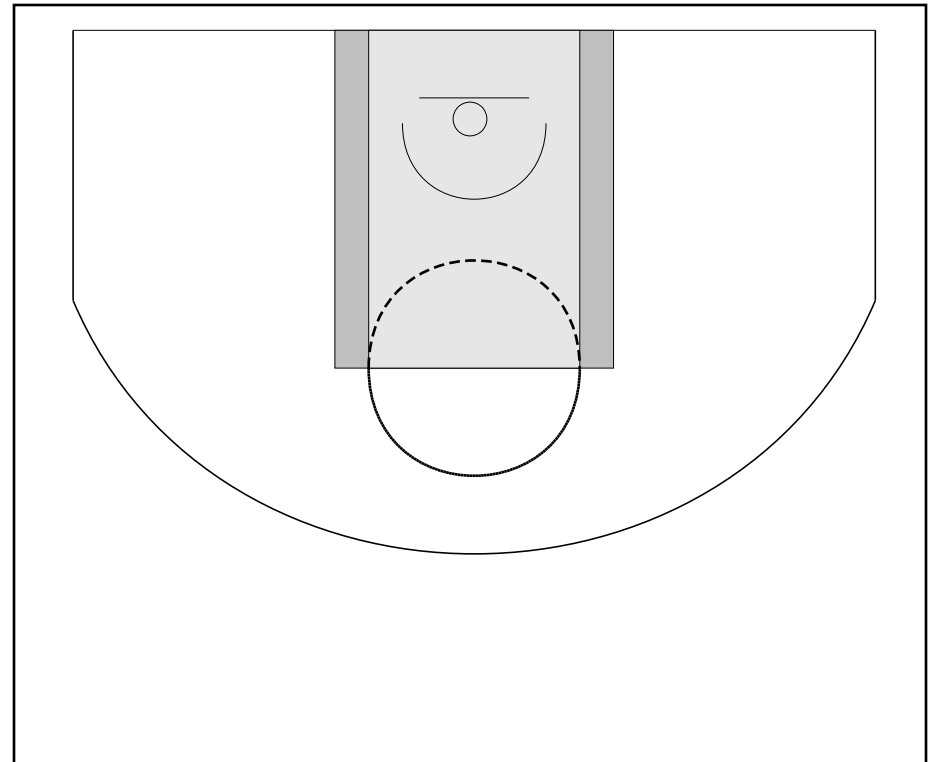
Game Summary Comparison

Statistic	St. Agnes	St. Anastasia
Points	44	39
<i>Field Goals</i>	15 / 35	17 / 41
<i>2 Point</i>	13 / 25	16 / 31
<i>3 Point</i>	2 / 10	1 / 10
<i>Free Throws</i>	12 / 16	4 / 7
Assists	5	4
Rebounds	20	17
<i>Offensive</i>	4	7
<i>Defensive</i>	16	10
Blocks	5	1
Steals	2	4
Deflections	-	-
Turnovers	6	4
Charges Taken	-	-
Personal Fouls	10	14
Technical Fouls	-	-

St. Agnes



St. Anastasia



St. Agnes Turnovers

Period	Clock	Player	Turnover Type
1st Period	9:36	#34 Kyle Lindsay	Other
1st Period	8:31	#12 Henry Urbanski	Other
2nd Period	12:36	#12 Henry Urbanski	Other
2nd Period	12:27	#34 Kyle Lindsay	Other
4th Period	13:16	#34 Kyle Lindsay	Other
4th Period	9:16	#34 Kyle Lindsay	Other

St. Agnes Fouls

Period	Clock	Player	Foul
1st Period	14:17	#32 Finley Schuster	Reaching in (Def)
1st Period	9:25	#5 Jake Herley	Reaching in (Def)
2nd Period	13:43	#5 Jake Herley	Reaching in (Def)
2nd Period	13:38	#34 Kyle Lindsay	Blocking (Def)
3rd Period	11:08	#32 Finley Schuster	Other (Def)
3rd Period	10:59	#12 Henry Urbanski	Blocking (Def)
3rd Period	10:15	#13 Jack Treston	Reaching in (Def)
3rd Period	9:11	#13 Jack Treston	Reaching in (Def)
4th Period	13:30	#34 Kyle Lindsay	Blocking (Def)
4th Period	8:09	#5 Jake Herley	Reaching in (Def)

St. Anastasia Turnovers

Period	Clock	Player	Turnover Type
1st Period	12:19	#35 Joseph Crimmins	Other
2nd Period	12:27	#14 Carter Patterson	Other
3rd Period	9:11	#55 Henry Benner	Other
4th Period	14:57	#0 Michael Rush	Other

St. Anastasia Fouls

Period	Clock	Player	Foul
1st Period	9:45	#35 Joseph Crimmins	Reaching in (Def)
2nd Period	14:41	#23 Zach Marro	Illegal hands (Def)
3rd Period	13:59	#23 Zach Marro	Blocking (Def)
3rd Period	11:33	#32 Chase Magee	Blocking (Def)
3rd Period	9:11	#1 Jake Dâ€™Ambrosio	Reaching in (Def)
3rd Period	9:11	#1 Jake Dâ€™Ambrosio	Reaching in (Def)
3rd Period	9:11	#0 Michael Rush	Blocking (Def)
4th Period	13:35	#0 Michael Rush	Reaching in (Def)
4th Period	13:30	#55 Henry Benner	Reaching in (Def)
4th Period	13:30	#55 Henry Benner	Reaching in (Def)
4th Period	11:33	#0 Michael Rush	Blocking (Def)
4th Period	10:38	#55 Henry Benner	Blocking (Def)
4th Period	9:16	#14 Carter Patterson	Reaching in (Def)
4th Period	9:16	#35 Joseph Crimmins	Reaching in (Def)