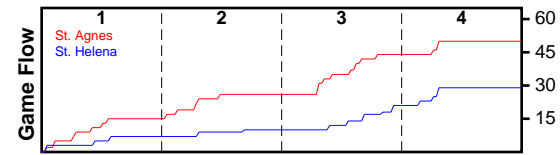


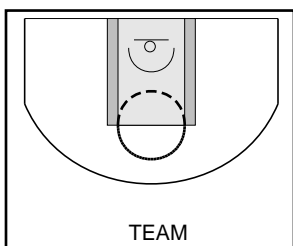
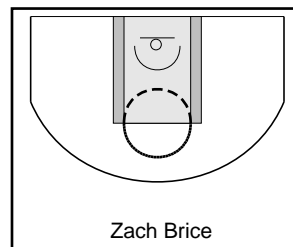
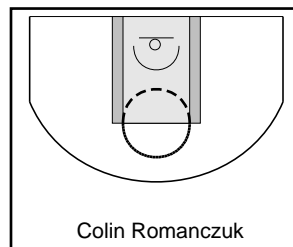
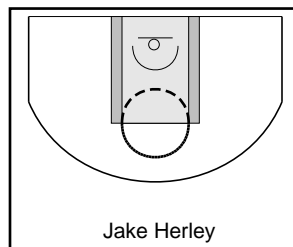
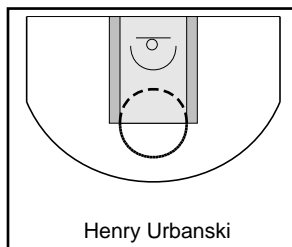
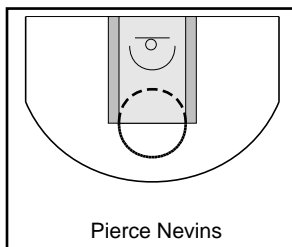
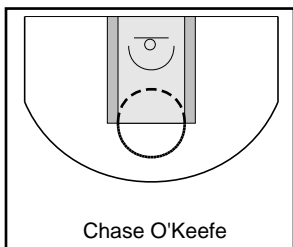
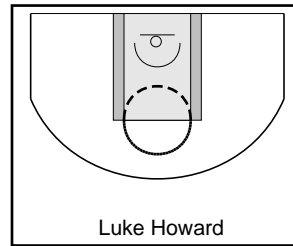
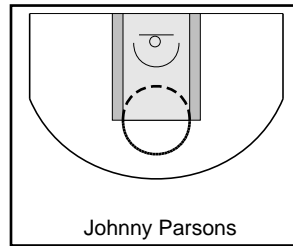
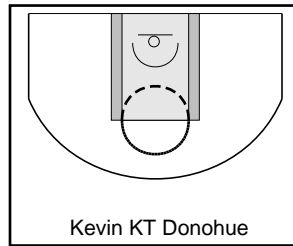
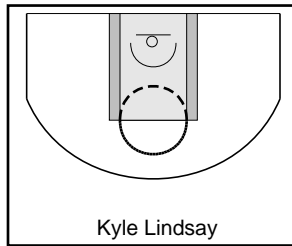
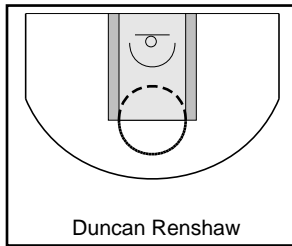
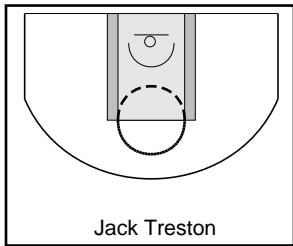
# St. Agnes

1/14/23 St. Agnes at St. Helena

	1	2	3	4	T
St. Agnes	15	11	18	6	50
St. Helena	7	3	11	8	29



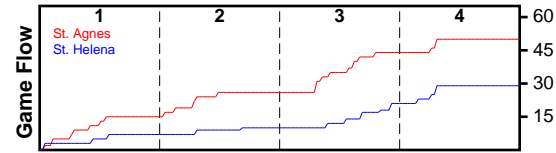
#	Name	G	MIN	PTS	FGM	FGA	FG%	2PM	2PA	2P%	3PM	3PA	3P%	FTM	FTA	FT%	OREB	DREB	REB	AST	STL	DFL	BLK	TO	PF	PM	CHG	A/T	GmSc	
3	Jack Treston	1	-	0	0	0	-	-	-	-	-	-	-	-	-	-	-	5	5	-	-	-	1	1	4	-	-	0.0	-0.4	
21	Duncan Renshaw	1	-	4	2	8	0.250	2	7	0.286	-	1	0.000	-	-	-	1	6	7	-	2	1	-	2	1	-	-	0.0	1.3	
24	Kyle Lindsay	1	55	15	7	12	0.583	7	10	0.700	-	2	0.000	1	1	1.000	2	1	3	2	2	-	-	-	-	14	-	-	14.5	
32	Kevin KT Donohue	1	55	6	3	6	0.500	3	5	0.600	-	1	0.000	-	1	0.000	-	1	1	-	-	-	1	2	1	14	-	-	0.0	1.2
34	Johnny Parsons	1	-	0	0	4	0.000	-	4	0.000	-	-	-	-	-	-	1	1	2	1	1	-	3	1	-	-	-	1.0	1.0	
40	Luke Howard	1	55	0	0	0	-	-	-	-	-	-	-	-	-	-	1	1	2	1	-	-	-	1	4	14	-	-	1.0	-0.9
41	Chase O'Keefe	1	55	9	3	6	0.500	2	4	0.500	1	2	0.500	2	2	1.000	-	1	1	2	-	-	-	-	-	14	-	-	7.7	
42	Pierce Nevins	1	-	3	1	3	0.333	1	3	0.333	-	-	-	1	2	0.500	-	2	2	1	3	-	1	2	2	-	-	0.5	3.1	
43	Henry Urbanski	1	-	5	2	6	0.333	1	3	0.333	1	3	0.333	-	-	-	1	1	2	1	-	-	-	3	-	-	-	0.3	0.3	
44	Jake Herley	1	-	0	0	1	0.000	-	1	0.000	-	-	-	-	-	-	-	-	0	-	-	-	-	-	-	-	-	-	-0.7	
45	Colin Romanczuk	1	55	6	2	6	0.333	2	4	0.500	-	2	0.000	2	2	1.000	-	2	2	1	3	-	-	1	1	14	-	-	1.0	5.5
52	Zach Brice	1	-	2	1	5	0.200	1	5	0.200	-	-	-	-	-	-	-	2	1	3	-	-	-	2	-	1	-	-	-	1.6
	TEAM	-	-	0	0	0	-	-	-	-	-	-	-	-	-	-	-	-	0	-	-	-	-	-	-	-	-	-	-	
	<b>TOTALS</b>	<b>1</b>	<b>60</b>	<b>50</b>	<b>21</b>	<b>57</b>	<b>0.368</b>	<b>19</b>	<b>46</b>	<b>0.413</b>	<b>2</b>	<b>11</b>	<b>0.182</b>	<b>6</b>	<b>8</b>	<b>0.750</b>	<b>8</b>	<b>22</b>	<b>30</b>	<b>9</b>	<b>11</b>	<b>1</b>	<b>8</b>	<b>13</b>	<b>14</b>	<b>21</b>	<b>-</b>	<b>0.7</b>	<b>34.2</b>	



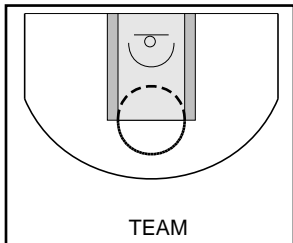
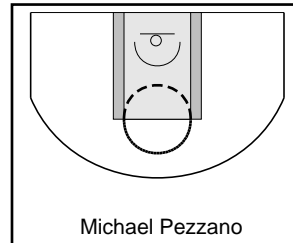
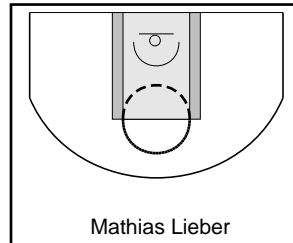
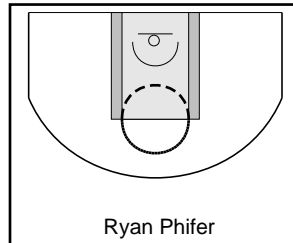
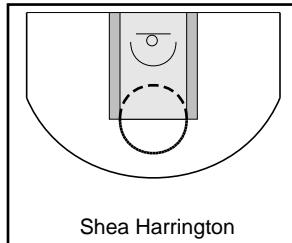
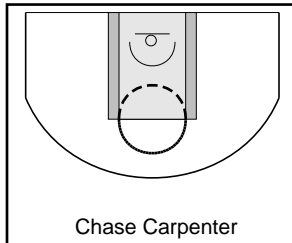
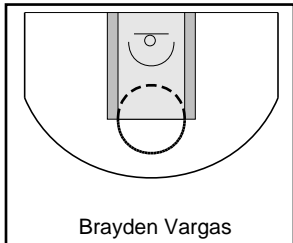
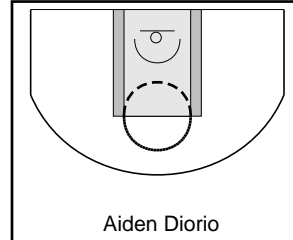
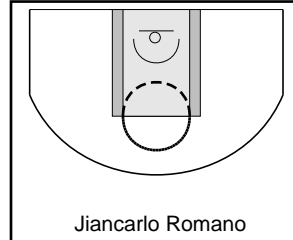
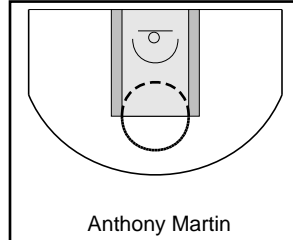
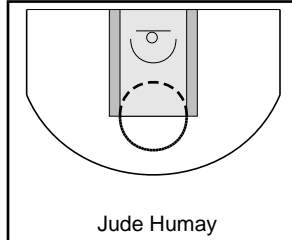
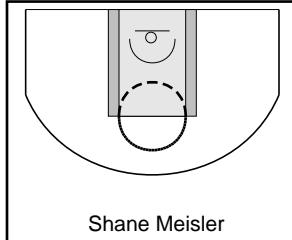

# St. Helena

1/14/23 St. Agnes at St. Helena

	1	2	3	4	T
St. Agnes	15	11	18	6	50
St. Helena	7	3	11	8	29



#	Name	G	MIN	PTS	FGM	FGA	FG%	2PM	2PA	2P%	3PM	3PA	3P%	FTM	FTA	FT%	OREB	DREB	REB	AST	STL	DFL	BLK	TO	PF	PM	CHG	A/T	GmSc
10	Ryan Weber	1	-	1	0	4	0.000	-	2	0.000	-	2	0.000	1	2	0.500	-	-	0	-	-	-	-	2	2	-	-	0.0	-5.0
11	Shane Meisler	-	-	0	0	0	-	-	-	-	-	-	-	-	-	-	-	-	0	-	-	-	-	-	-	-	-	-	-
15	Jude Humay	-	-	0	0	0	-	-	-	-	-	-	-	-	-	-	-	-	0	-	-	-	-	-	-	-	-	-	-
21	Anthony Martin	1	-	6	3	7	0.429	3	7	0.429	-	-	-	-	1	0.000	1	2	3	-	2	-	-	-	-	-	-	-	5.2
23	Jiancarlo Romano	1	-	0	0	3	0.000	-	2	0.000	-	1	0.000	-	-	-	-	-	0	-	-	-	-	4	-	-	-	0.0	-6.1
25	Aiden Diorio	1	55	3	1	2	0.500	-	1	0.000	1	1	1.000	-	-	-	1	-	1	-	-	-	-	1	-	-14	-	0.0	1.7
30	Brayden Vargas	1	55	3	1	4	0.250	-	2	0.000	1	2	0.500	-	-	-	-	2	2	-	-	-	-	2	-	-14	-	0.0	-0.8
32	Chase Carpenter	1	55	5	2	5	0.400	2	5	0.400	-	-	-	1	2	0.500	-	1	1	-	-	-	1	3	2	-14	-	0.0	-0.9
34	Shea Harrington	1	-	8	4	8	0.500	4	6	0.667	-	2	0.000	-	1	0.000	-	4	4	-	2	-	-	-	-	-	-	-	6.8
35	Ryan Phifer	1	55	1	0	5	0.000	-	5	0.000	-	-	-	1	4	0.250	1	2	3	-	-	-	1	1	1	-14	-	0.0	-3.1
43	Mathias Lieber	1	55	2	1	4	0.250	1	3	0.333	-	1	0.000	-	-	-	1	3	4	-	-	-	-	2	2	-14	-	0.0	-1.6
52	Michael Pezzano	-	-	0	0	0	-	-	-	-	-	-	-	-	-	-	-	-	0	-	-	-	-	-	-	-	-	-	-
	TEAM	-	-	0	0	0	-	-	-	-	-	-	-	-	-	-	-	-	0	-	-	-	-	-	-	-	-	-	-
	<b>TOTALS</b>	<b>1</b>	<b>60</b>	<b>29</b>	<b>12</b>	<b>42</b>	<b>0.286</b>	<b>10</b>	<b>33</b>	<b>0.303</b>	<b>2</b>	<b>9</b>	<b>0.222</b>	<b>3</b>	<b>10</b>	<b>0.300</b>	<b>4</b>	<b>14</b>	<b>18</b>	<b>-</b>	<b>4</b>	<b>-</b>	<b>2</b>	<b>15</b>	<b>7</b>	<b>-21</b>	<b>-</b>	<b>0.0</b>	<b>-3.8</b>



## Game Summary Comparison

Statistic	St. Agnes	St. Helena
Points	50	29
<i>Field Goals</i>	21 / 57	12 / 42
<i>2 Point</i>	19 / 46	10 / 33
<i>3 Point</i>	2 / 11	2 / 9
<i>Free Throws</i>	6 / 8	3 / 10
Assists	9	-
Rebounds	30	18
<i>Offensive</i>	8	4
<i>Defensive</i>	22	14
Blocks	8	2
Steals	11	4
Deflections	1	-
Turnovers	13	15
Charges Taken	-	-
Personal Fouls	14	7
Technical Fouls	-	-

St. Agnes



St. Helena



### St. Agnes Turnovers

Period	Clock	Player	Turnover Type
1st Period	13:17	#40 Luke Howard	Other
2nd Period	11:22	#45 Colin Romanczuk	Other
2nd Period	8:30	#32 Kevin KT Donohue	Other
2nd Period	5:09	#32 Kevin KT Donohue	Other
3rd Period	6:38	#21 Duncan Renshaw	Other
3rd Period	4:23	#42 Pierce Nevins	Other
3rd Period	2:07	#43 Henry Urbanski	Other
4th Period	14:06	#43 Henry Urbanski	Other
4th Period	10:01	#42 Pierce Nevins	Other
4th Period	10:01	#34 Johnny Parsons	Other

### St. Agnes Fouls

Period	Clock	Player	Foul
1st Period	13:04	#40 Luke Howard	Pushing (Def)
2nd Period	13:35	#45 Colin Romanczuk	Blocking (Def)
2nd Period	7:58	#40 Luke Howard	Blocking (Def)
2nd Period	5:24	#3 Jack Treston	Reaching in (Def)
2nd Period	4:33	#32 Kevin KT Donohue	Blocking (Def)
3rd Period	7:16	#40 Luke Howard	Reaching in (Def)
3rd Period	4:23	#42 Pierce Nevins	Illegal hands (Def)
3rd Period	2:21	#3 Jack Treston	Illegal hands (Def)
3rd Period	1:16	#3 Jack Treston	Screening (Off)
4th Period	10:01	#42 Pierce Nevins	Illegal hands (Def)
4th Period	10:01	#40 Luke Howard	Adjustment (Added)
4th Period	10:01	#3 Jack Treston	Adjustment (Added)
4th Period	10:01	#21 Duncan Renshaw	Adjustment (Added)
4th Period	10:01	#52 Zach Brice	Adjustment (Added)

### St. Helena Turnovers

Period	Clock	Player	Turnover Type
1st Period	14:25	#25 Aiden Diorio	Other
1st Period	12:35	#30 Brayden Vargas	Other
1st Period	9:03	#32 Chase Carpenter	Other
1st Period	8:16	#32 Chase Carpenter	Other
1st Period	5:28	#43 Mathias Lieber	Other
2nd Period	11:03	#23 Jiancarlo Romano	Other
2nd Period	8:51	#23 Jiancarlo Romano	Other
2nd Period	3:44	#32 Chase Carpenter	Other
3rd Period	7:51	#10 Ryan Weber	Other
4th Period	13:36	#23 Jiancarlo Romano	Other
4th Period	11:00	#23 Jiancarlo Romano	Other
4th Period	10:01	#43 Mathias Lieber	Other

### St. Helena Fouls

Period	Clock	Player	Foul
1st Period	13:29	#43 Mathias Lieber	Illegal hands (Def)
1st Period	13:17	#43 Mathias Lieber	Reaching in (Def)
1st Period	8:51	#32 Chase Carpenter	Blocking (Def)
2nd Period	7:37	#35 Ryan Phifer	Pushing (Def)
2nd Period	2:59	#43 Mathias Lieber	Blocking (Def)
3rd Period	9:17	#32 Chase Carpenter	Pushing (Def)
3rd Period	8:12	#10 Ryan Weber	Pushing (Def)
3rd Period	5:39	#10 Ryan Weber	Reaching in (Def)
4th Period	14:13	#35 Ryan Phifer	Pushing (Off)
4th Period	8:30	#43 Mathias Lieber	Adjustment (Removed)
4th Period	7:37	#35 Ryan Phifer	Adjustment (Removed)