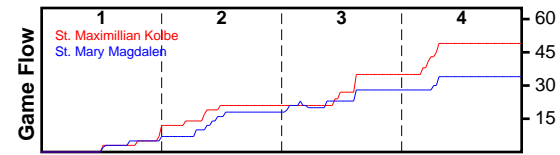


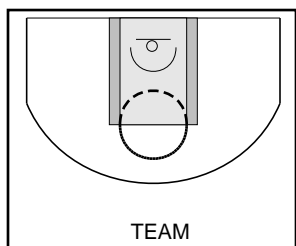
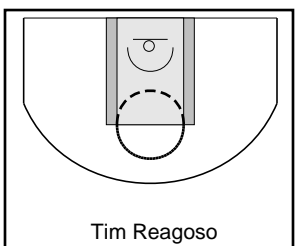
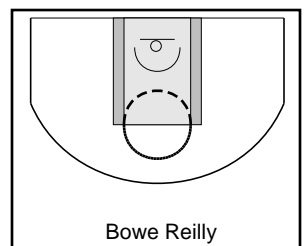
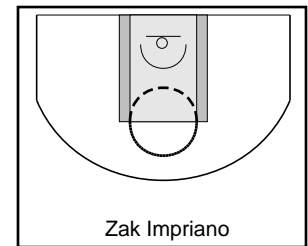
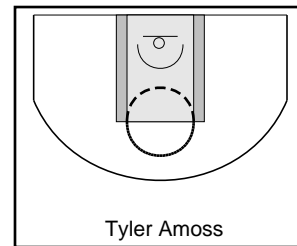
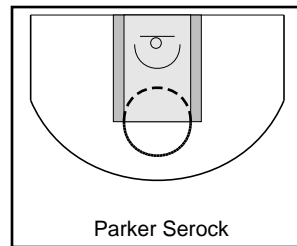
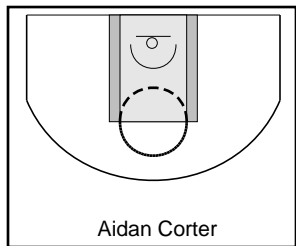
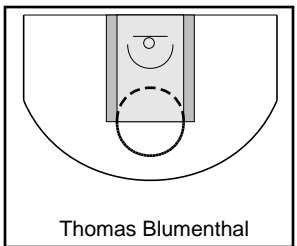
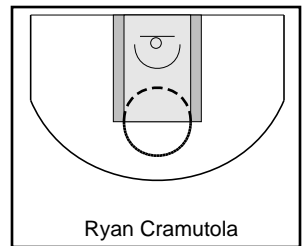
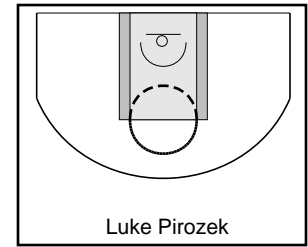
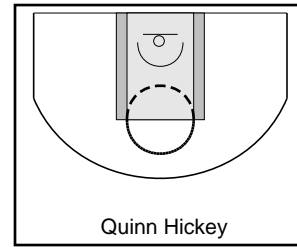
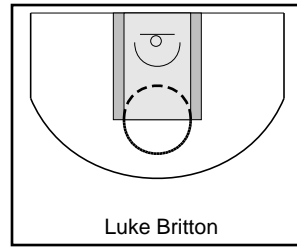
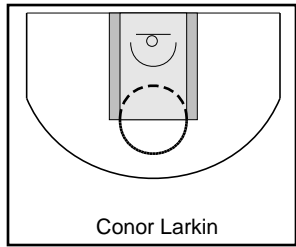
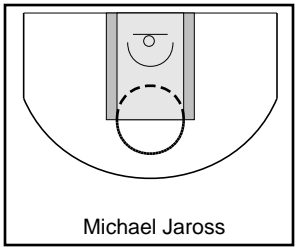
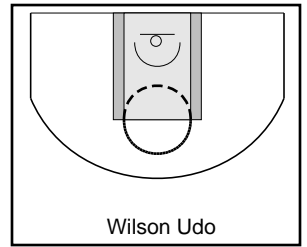
St. Maximillian Kolbe

	1	2	3	4	T
St. Maximillian	12	9	14	14	49
St. Mary Magdalen	7	11	10	6	34



1/13/23 St. Maximillian Kolbe at St. Mary Magdalen

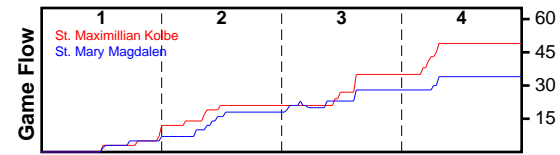
#	Name	G	MIN	PTS	FGM	FGA	FG%	2PM	2PA	2P%	3PM	3PA	3P%	FTM	FTA	FT%	OREB	DREB	REB	AST	STL	DFL	BLK	TO	PF	PM	CHG	A/T	GmSc
2	Wilson Udo	1	50	23	7	12	0.583	3	5	0.600	4	7	0.571	5	5	1.000	-	2	2	3	-	-	-	-	2	17	-	-	19.3
3	Michael Jaross	1	50	8	2	5	0.400	-	2	0.000	2	3	0.667	2	2	1.000	-	2	2	1	1	-	-	4	-	17	-	0.2	3.6
4	Conor Larkin	1	11	0	0	0	-	-	-	-	-	-	-	-	-	-	-	-	0	-	-	-	-	-	-	-	-	-	0.0
5	Luke Britton	1	11	0	0	0	-	-	-	-	-	-	-	-	-	-	-	-	0	-	-	-	-	1	1	-	-	0.0	-1.4
10	Quinn Hickey	-	-	0	0	0	-	-	-	-	-	-	-	-	-	-	-	-	0	-	-	-	-	-	-	-	-	-	-
11	Luke Pirozek	1	32	5	2	4	0.500	1	1	1.000	1	3	0.333	-	-	-	-	1	1	2	-	-	-	1	2	18	-	2.0	2.9
12	Ryan Cramutola	1	11	0	0	0	-	-	-	-	-	-	-	-	-	-	-	-	0	-	-	-	-	-	-	-	-	-	0.0
13	Thomas Blumenthal	-	-	0	0	0	-	-	-	-	-	-	-	-	-	-	-	-	0	-	-	-	-	-	-	-	-	-	-
14	Aidan Corter	-	-	0	0	0	-	-	-	-	-	-	-	-	-	-	-	-	0	-	-	-	-	-	-	-	-	-	-
15	Parker Serock	1	11	0	0	0	-	-	-	-	-	-	-	-	-	-	-	-	0	-	-	-	-	-	-	-	-	-	0.0
24	Tyler Amoss	1	29	2	1	1	1.000	1	1	1.000	-	-	-	-	-	-	-	1	1	-	-	-	-	-	-	-1	-	2.0	
30	Zak Impriano	1	50	6	3	4	0.750	3	3	1.000	-	1	0.000	-	-	-	1	3	4	1	1	-	1	2	2	17	-	0.5	5.6
34	Bowe Reilly	1	50	5	2	5	0.400	1	4	0.250	1	1	1.000	-	-	-	-	3	3	-	-	-	-	2	3	17	-	0.0	-0.0
35	Tim Reagoso	-	-	0	0	0	-	-	-	-	-	-	-	-	-	-	-	-	0	-	-	-	-	-	-	-	-	-	-
	TEAM	-	-	0	0	0	-	-	-	-	-	-	-	-	-	-	-	-	0	-	-	-	-	-	-	-	-	-	-
	TOTALS	1	60	49	17	31	0.548	9	16	0.562	8	15	0.533	7	7	1.000	1	12	13	7	2	-	1	10	10	15	-	0.7	32.0



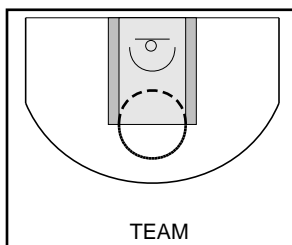
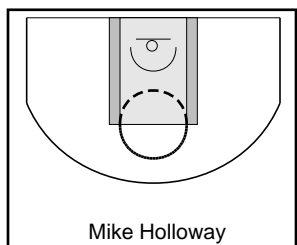
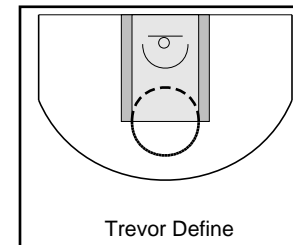
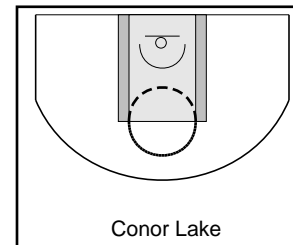
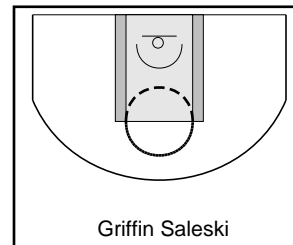
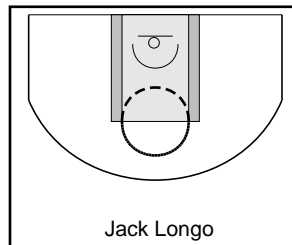
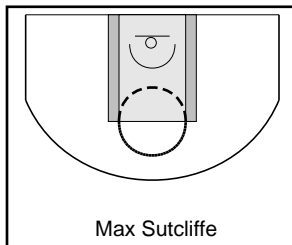
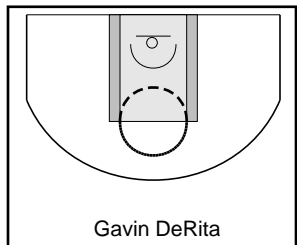
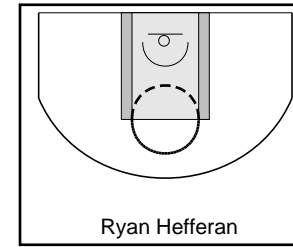
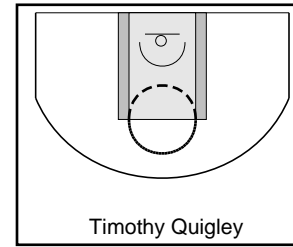
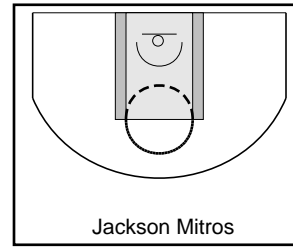
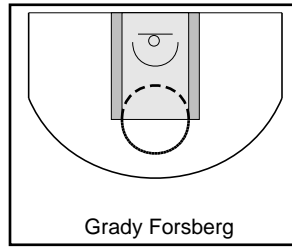
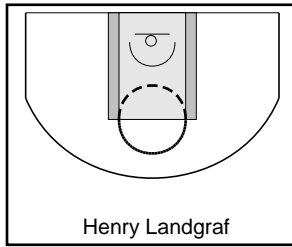
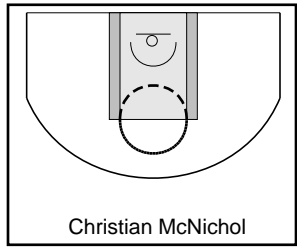
St. Mary Magdalen

1/13/23 St. Maximillian Kolbe at St. Mary Magdalen

	1	2	3	4	T
St. Maximillian	12	9	14	14	49
St. Mary Magdalen	7	11	10	6	34



#	Name	G	MIN	PTS	FGM	FGA	FG%	2PM	2PA	2P%	3PM	3PA	3P%	FTM	FTA	FT%	OREB	DREB	REB	AST	STL	DFL	BLK	TO	PF	PM	CHG	A/T	GmSc
2	Christian McNichol	1	50	2	1	4	0.250	1	4	0.250	-	-	-	-	1	0.000	-	3	3	3	1	-	-	1	1	-17	-	3.0	1.8
3	Henry Landgraf	1	50	0	0	0	-	-	-	-	-	-	-	-	-	-	-	-	0	-	-	-	-	-	1	-17	-	-	-0.4
10	Grady Forsberg	1	-	0	0	0	-	-	-	-	-	-	-	-	-	-	-	-	0	-	-	-	-	-	-	-	-	-	0.0
13	Jackson Mitros	1	11	0	0	0	-	-	-	-	-	-	-	-	-	-	-	-	0	-	-	-	-	-	-	-	-	-	0.0
20	Timothy Quigley	1	11	0	0	0	-	-	-	-	-	-	-	-	-	-	-	-	0	-	-	-	-	-	-	-	-	-	0.0
21	Ryan Hefferan	1	11	0	0	0	-	-	-	-	-	-	-	-	-	-	-	-	0	-	-	-	-	-	-	-	-	-	0.0
22	Gavin DeRita	1	50	15	6	16	0.375	4	9	0.444	2	7	0.286	1	1	1.000	1	-	1	-	2	-	-	1	4	-17	-	0.0	6.3
24	Max Sutcliffe	-	-	0	0	0	-	-	-	-	-	-	-	-	-	-	-	-	0	-	-	-	-	-	-	-	-	-	-
25	Jack Longo	1	50	6	3	4	0.750	3	3	1.000	-	1	0.000	-	-	-	-	3	3	-	-	-	-	2	1	-17	-	0.0	2.9
40	Griffin Saleski	1	11	0	0	0	-	-	-	-	-	-	-	-	-	-	-	-	0	-	-	-	-	-	-	-	-	-	0.0
41	Conor Lake	-	-	0	0	0	-	-	-	-	-	-	-	-	-	-	-	-	0	-	-	-	-	-	-	-	-	-	-
42	Trevor Define	1	50	9	4	8	0.500	4	7	0.571	-	1	0.000	1	2	0.500	2	1	3	3	-	-	-	3	3	-17	-	1.0	4.2
54	Mike Holloway	1	11	2	1	2	0.500	1	1	1.000	-	1	0.000	-	-	-	-	-	0	-	-	-	-	-	-	-	-	-	1.0
	TEAM	-	-	0	0	0	-	-	-	-	-	-	-	-	-	-	-	-	0	-	-	-	-	-	-	-	-	-	-
	TOTALS	1	60	34	15	34	0.441	13	24	0.542	2	10	0.200	2	4	0.500	3	7	10	6	3	-	-	7	10	-15	-	0.9	15.8



Game Summary Comparison

Statistic	St. Maximilian Kolbe	St. Mary Magdalen
Points	49	34
<i>Field Goals</i>	17 / 31	15 / 34
<i>2 Point</i>	9 / 16	13 / 24
<i>3 Point</i>	8 / 15	2 / 10
<i>Free Throws</i>	7 / 7	2 / 4
Assists	7	6
Rebounds	13	10
<i>Offensive</i>	1	3
<i>Defensive</i>	12	7
Blocks	1	-
Steals	2	3
Deflections	-	-
Turnovers	10	7
Charges Taken	-	-
Personal Fouls	10	10
Technical Fouls	-	-

St. Maximilian Kolbe



St. Mary Magdalen



St. Maximillian Kolbe Turnovers

Period	Clock	Player	Turnover Type
2nd Period	12:25	#30 Zak Impriano	Other
2nd Period	10:19	#11 Luke Pirozek	Other
2nd Period	9:04	#34 Bowe Reilly	Other
2nd Period	9:02	#3 Michael Jaross	Other
2nd Period	9:02	#30 Zak Impriano	Other
2nd Period	8:47	#3 Michael Jaross	Other
2nd Period	8:04	#3 Michael Jaross	Other
3rd Period	9:08	#3 Michael Jaross	Other
4th Period	10:13	#34 Bowe Reilly	Other
4th Period	10:07	#5 Luke Britton	Other

St. Maximillian Kolbe Fouls

Period	Clock	Player	Foul
1st Period	6:48	#34 Bowe Reilly	Blocking (Def)
1st Period	1:49	#34 Bowe Reilly	Reaching in (Def)
1st Period	1:15	#11 Luke Pirozek	Reaching in (Def)
2nd Period	11:28	#2 Wilson Udo	Reaching in (Def)
2nd Period	10:44	#30 Zak Impriano	Blocking (Def)
3rd Period	7:21	#30 Zak Impriano	Reaching in (Def)
3rd Period	5:23	#11 Luke Pirozek	Reaching in (Def)
4th Period	13:01	#2 Wilson Udo	Reaching in (Def)
4th Period	10:13	#34 Bowe Reilly	Blocking (Def)
4th Period	10:07	#5 Luke Britton	Reaching in (Def)

St. Mary Magdalen Turnovers

Period	Clock	Player	Turnover Type
1st Period	2:32	#2 Christian McNichol	Other
2nd Period	9:02	#25 Jack Longo	Other
3rd Period	8:49	#42 Trevor Define	Other
3rd Period	5:23	#22 Gavin DeRita	Other
4th Period	11:50	#25 Jack Longo	Other
4th Period	10:22	#42 Trevor Define	Other
4th Period	10:13	#42 Trevor Define	Other

St. Mary Magdalen Fouls

Period	Clock	Player	Foul
1st Period	4:41	#25 Jack Longo	Blocking (Def)
2nd Period	12:49	#42 Trevor Define	Reaching in (Def)
2nd Period	11:57	#22 Gavin DeRita	Reaching in (Def)
2nd Period	9:02	#3 Henry Landgraf	Reaching in (Def)
3rd Period	5:23	#22 Gavin DeRita	Reaching in (Def)
3rd Period	5:23	#2 Christian McNichol	Reaching in (Def)
4th Period	12:17	#22 Gavin DeRita	Blocking (Def)
4th Period	10:13	#22 Gavin DeRita	Reaching in (Def)
4th Period	10:13	#42 Trevor Define	Reaching in (Def)
4th Period	10:13	#42 Trevor Define	Reaching in (Def)