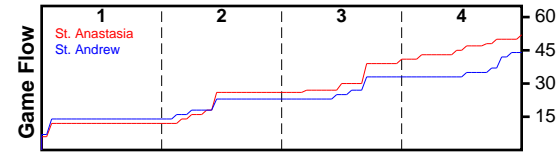


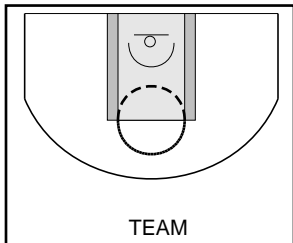
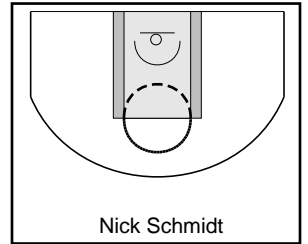
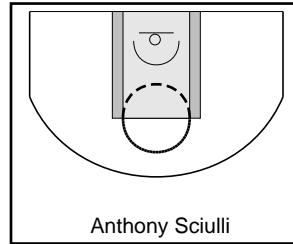
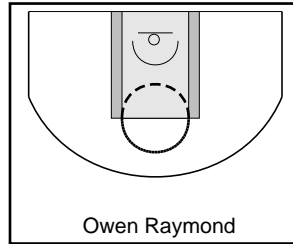
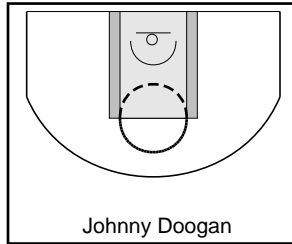
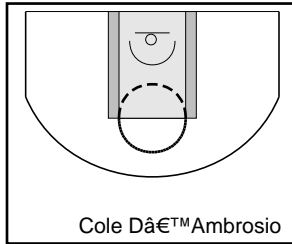
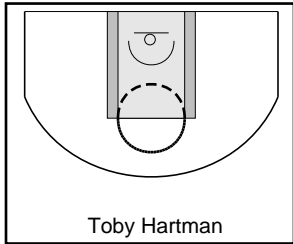
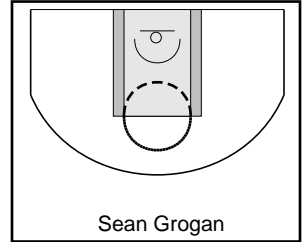
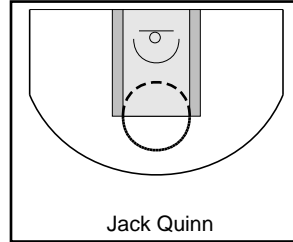
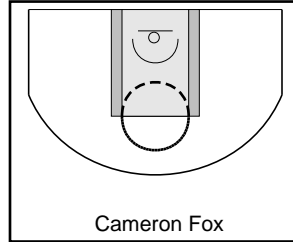
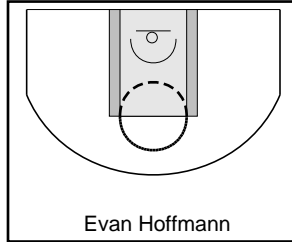
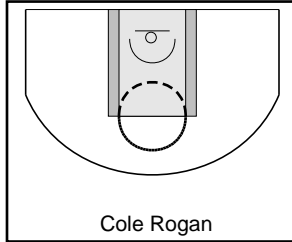
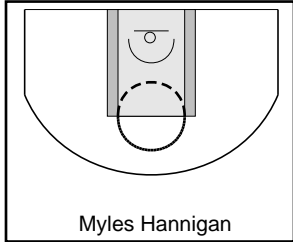
St. Anastasia

	1	2	3	4	T
St. Anastasia	12	14	13	13	52
St. Andrew	14	9	10	11	44



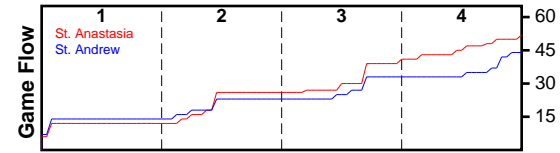
1/14/22 St. Anastasia at St. Andrew

#	Name	G	MIN	PTS	FGM	FGA	FG%	2PM	2PA	2P%	3PM	3PA	3P%	FTM	FTA	FT%	OREB	DREB	REB	AST	STL	DFL	BLK	TO	PF	PM	CHG	A/T	GmSc
0	Myles Hannigan	-	-	0	0	0	-	-	-	-	-	-	-	-	-	-	-	-	0	-	-	-	-	-	-	-	-	-	-
1	Cole Rogan	-	-	0	0	0	-	-	-	-	-	-	-	-	-	-	-	-	0	-	-	-	-	-	-	-	-	-	-
14	Evan Hoffmann	1	22	3	1	2	0.500	-	-	-	1	2	0.500	-	1	0.000	-	1	1	1	-	-	-	1	-	4	-	1.0	1.6
15	Cameron Fox	-	-	0	0	0	-	-	-	-	-	-	-	-	-	-	-	-	0	-	-	-	-	-	-	-	-	-	-
23	Jack Quinn	1	32	12	4	10	0.400	4	8	0.500	-	2	0.000	4	7	0.571	1	3	4	1	2	-	-	-	3	11	-	-	8.5
25	Sean Grogan	1	28	7	3	6	0.500	2	5	0.400	1	1	1.000	-	2	0.000	2	1	3	-	-	-	-	1	2	11	-	0.0	3.1
32	Toby Hartman	1	12	0	0	1	0.000	-	-	-	-	1	0.000	-	-	-	-	-	0	-	-	-	-	3	-2	-	-	-1.9	
33	Cole Dâ€™Ambrosio	1	0	0	0	0	-	-	-	-	-	-	-	-	-	-	-	-	0	-	-	-	-	-	-	2	-	-	0.0
35	Johnny Doogan	-	-	0	0	0	-	-	-	-	-	-	-	-	-	-	-	-	0	-	-	-	-	-	-	-	-	-	-
43	Owen Raymond	1	26	14	6	16	0.375	5	10	0.500	1	6	0.167	1	1	1.000	1	-	1	-	-	-	-	1	1	6	-	0.0	4.5
50	Anthony Sculli	1	22	4	2	6	0.333	2	5	0.400	-	1	0.000	-	-	-	-	1	1	-	3	-	-	-	3	7	-	-	2.7
52	Nick Schmidt	1	21	12	6	11	0.545	6	11	0.545	-	-	-	-	-	-	2	4	6	-	-	-	-	-	1	6	-	-	8.9
	TEAM	-	-	0	0	0	-	-	-	-	-	-	-	-	-	-	-	-	0	-	-	-	-	-	-	-	-	-	-
	TOTALS	1	32	52	22	52	0.423	19	39	0.487	3	13	0.231	5	11	0.455	6	10	16	2	5	-	-	3	13	8	-	0.7	27.4



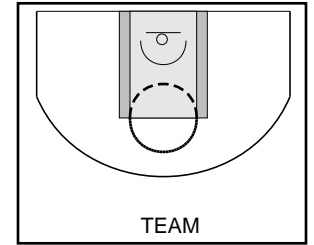
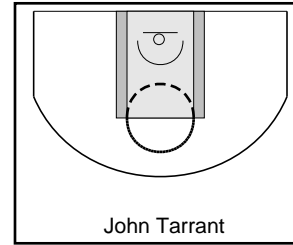
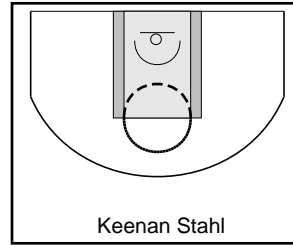
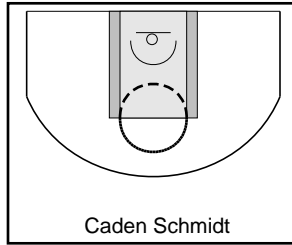
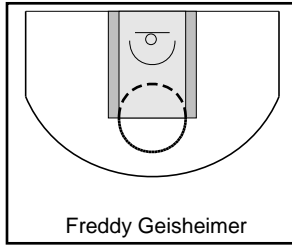
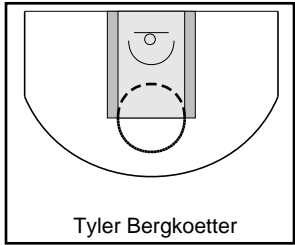

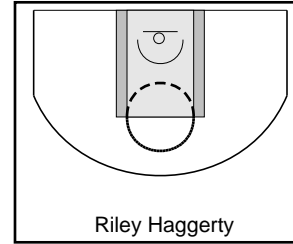
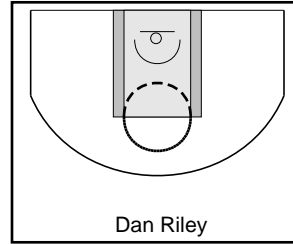
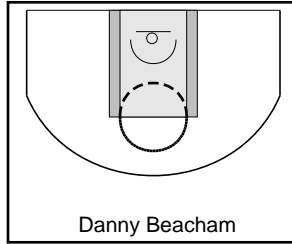
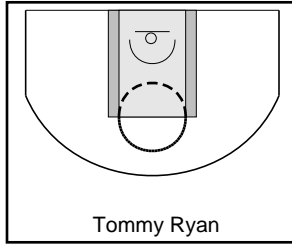
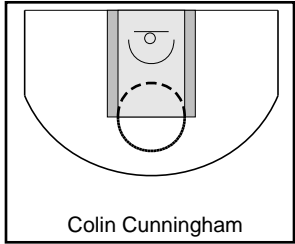
St. Andrew

	1	2	3	4	T
St. Anastasia	12	14	13	13	52
St. Andrew	14	9	10	11	44



1/14/22 St. Anastasia at St. Andrew

#	Name	G	MIN	PTS	FGM	FGA	FG%	2PM	2PA	2P%	3PM	3PA	3P%	FTM	FTA	FT%	OREB	DREB	REB	AST	STL	DFL	BLK	TO	PF	PM	CHG	A/T	GmSc
0	Colin Cunningham	1	-	0	0	2	0.000	-	1	0.000	-	1	0.000	-	-	-	-	-	0	-	-	-	-	-	-	-2	-	-	-1.4
3	Tommy Ryan	1	32	12	5	11	0.455	3	5	0.600	2	6	0.333	-	3	0.000	1	1	2	-	1	-	2	1	2	-7	-	0.0	6.7
5	Danny Beacham	-	-	0	0	0	-	-	-	-	-	-	-	-	-	-	-	-	0	-	-	-	-	-	-	-	-	-	-
11	Dan Riley	1	26	15	4	9	0.444	4	8	0.500	-	1	0.000	7	8	0.875	1	3	4	-	-	-	-	3	1	-6	-	0.0	8.1
12	Riley Haggerty	1	32	8	3	10	0.300	1	4	0.250	2	6	0.333	-	-	-	-	1	1	-	-	-	-	1	2	-5	-	0.0	0.7
13	Jayden Neels	-	-	0	0	0	-	-	-	-	-	-	-	-	-	-	-	-	0	-	-	-	-	-	-	-	-	-	-
14	Tyler Bergkoetter	1	9	0	0	0	-	-	-	-	-	-	-	-	-	-	-	2	2	-	-	-	-	-	1	-3	-	-	0.2
25	Freddy Geisheimer	1	7	0	0	0	-	-	-	-	-	-	-	-	-	-	-	-	0	-	-	-	-	-	-3	-	-	-	0.0
31	Caden Schmidt	1	24	2	1	3	0.333	1	2	0.500	-	1	0.000	-	-	-	1	5	6	-	1	-	-	5	-10	-	-	1.5	
33	Keenan Stahl	1	32	7	3	6	0.500	2	4	0.500	1	2	0.500	-	2	0.000	-	3	3	1	1	-	-	-	1	-9	-	-	5.4
52	John Tarrant	-	-	0	0	0	-	-	-	-	-	-	-	-	-	-	-	-	0	-	-	-	-	-	-	-	-	-	-
	TEAM	-	-	0	0	0	-	-	-	-	-	-	-	-	-	-	-	-	0	-	-	-	-	-	-	-	-	-	-
	TOTALS	1	32	44	16	41	0.390	11	24	0.458	5	17	0.294	7	13	0.538	3	15	18	1	3	-	2	5	12	-8	-	0.2	21.2



Game Summary Comparison

Statistic	St. Anastasia	St. Andrew
Points	52	44
<i>Field Goals</i>	22 / 52	16 / 41
<i>2 Point</i>	19 / 39	11 / 24
<i>3 Point</i>	3 / 13	5 / 17
<i>Free Throws</i>	5 / 11	7 / 13
Assists	2	1
Rebounds	16	18
<i>Offensive</i>	6	3
<i>Defensive</i>	10	15
Blocks	-	2
Steals	5	3
Deflections	-	-
Turnovers	3	5
Charges Taken	-	-
Personal Fouls	13	12
Technical Fouls	-	-

St. Anastasia



St. Andrew



St. Anastasia Turnovers

Period	Clock	Player	Turnover Type
1st Period	7:53	#14 Evan Hoffmann	Other
1st Period	7:11	#25 Sean Grogan	Other
3rd Period	2:09	#43 Owen Raymond	Other

St. Anastasia Fouls

Period	Clock	Player	Foul
1st Period	7:53	#32 Toby Hartman	Other (Def)
2nd Period	6:18	#50 Anthony Sciulli	Other (Def)
2nd Period	4:18	#23 Jack Quinn	Other (Def)
2nd Period	4:17	#32 Toby Hartman	Other (Def)
3rd Period	4:49	#23 Jack Quinn	Other (Def)
3rd Period	3:27	#32 Toby Hartman	Other (Def)
3rd Period	2:03	#50 Anthony Sciulli	Other (Def)
3rd Period	2:03	#43 Owen Raymond	Other (Def)
3rd Period	2:03	#50 Anthony Sciulli	Other (Def)
4th Period	3:50	#25 Sean Grogan	Other (Def)
4th Period	2:02	#25 Sean Grogan	Other (Def)
4th Period	0:58	#23 Jack Quinn	Other (Def)
4th Period	0:41	#52 Nick Schmidt	Other (Def)

St. Andrew Turnovers

Period	Clock	Player	Turnover Type
1st Period	7:53	#12 Riley Haggerty	Other
1st Period	7:11	#11 Dan Riley	Other
1st Period	7:11	#3 Tommy Ryan	Other
2nd Period	6:03	#11 Dan Riley	Other
3rd Period	2:03	#11 Dan Riley	Other

St. Andrew Fouls

Period	Clock	Player	Foul
1st Period	7:16	#31 Caden Schmidt	Other (Def)
3rd Period	6:03	#31 Caden Schmidt	Other (Def)
3rd Period	3:50	#33 Keenan Stahl	Other (Def)
3rd Period	2:03	#31 Caden Schmidt	Other (Def)
4th Period	7:53	#12 Riley Haggerty	Other (Def)
4th Period	4:21	#31 Caden Schmidt	Other (Def)
4th Period	3:04	#11 Dan Riley	Other (Def)
4th Period	2:24	#31 Caden Schmidt	Other (Def)
4th Period	0:00	#3 Tommy Ryan	Other (Def)
4th Period	0:00	#14 Tyler Bergkoetter	Other (Def)
4th Period	0:00	#3 Tommy Ryan	Other (Def)
4th Period	0:00	#12 Riley Haggerty	Other (Def)