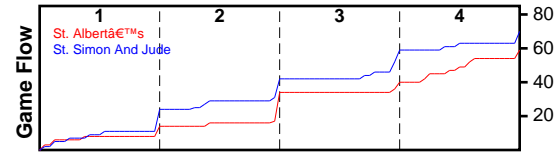


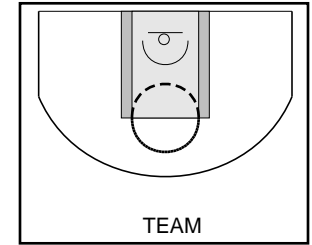
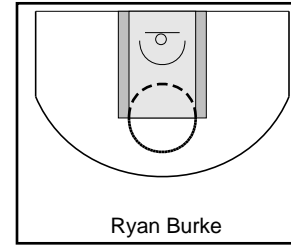
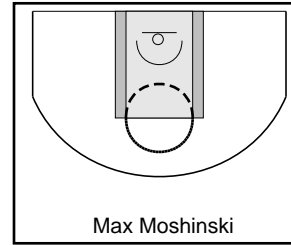
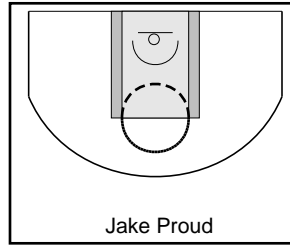

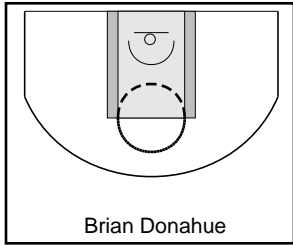
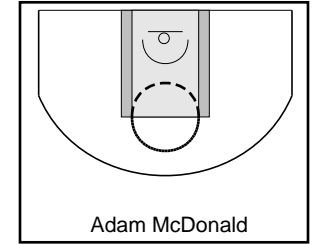
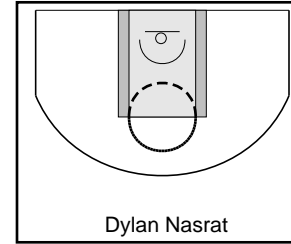

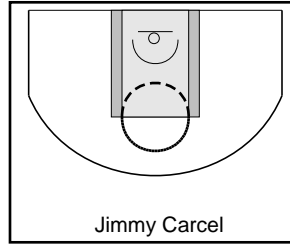
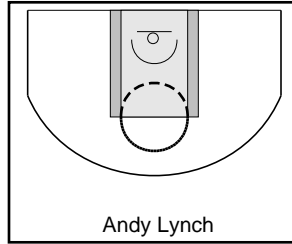

# St. Albert™s

	1	2	3	4	T
St. Albert™s	14	20	6	19	59
St. Simon And	24	18	17	11	70



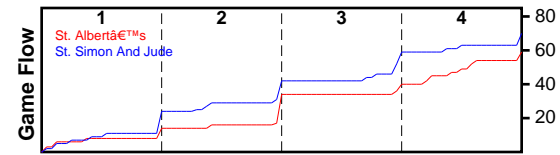
1/14/22 St. Albert™s at St. Simon And Jude

#	Name	G	MIN	PTS	FGM	FGA	FG%	2PM	2PA	2P%	3PM	3PA	3P%	FTM	FTA	FT%	OREB	DREB	REB	AST	STL	DFL	BLK	TO	PF	PM	CHG	A/T	GmSc
0	Carson Damico	-	-	0	0	0	-	-	-	-	-	-	-	-	-	-	-	-	0	-	-	-	-	-	-	-	-	-	-
0	Andy Lynch	-	-	0	0	0	-	-	-	-	-	-	-	-	-	-	-	-	0	-	-	-	-	-	-	-	-	-	-
5	Jimmy Carcel	1	-	0	0	0	-	-	-	-	-	-	-	-	-	-	-	-	0	-	-	-	-	-	1	-	-	-	-0.4
6	Joe Guerin	1	-	0	0	0	-	-	-	-	-	-	-	-	-	-	-	-	0	-	-	-	-	-	2	-	-	-	-0.8
12	Dylan Nasrat	1	32	0	0	0	-	-	-	-	-	-	-	-	-	-	1	-	1	-	-	-	-	-	1	-11	-	-	0.3
15	Adam McDonald	1	32	14	5	14	0.357	1	4	0.250	4	10	0.400	-	-	-	2	2	4	4	2	-	-	3	2	-11	-	1.3	9.2
20	Brian Donahue	1	32	25	9	17	0.529	2	2	1.000	7	15	0.467	-	-	-	-	4	4	1	1	-	-	2	2	-11	-	0.5	16.8
22	Luke Loranger	-	-	2	1	1	1.000	1	1	1.000	-	-	-	-	-	-	-	-	0	-	-	-	-	-	-	-	-	-	-
23	Jake Proud	1	-	0	0	0	-	-	-	-	-	-	-	-	-	-	-	-	0	1	-	-	-	-	1	-	-	-	0.3
33	Max Moshinski	1	32	12	5	14	0.357	5	11	0.455	-	3	0.000	2	4	0.500	2	1	3	-	2	-	1	-	5	-11	-	-	5.8
34	Ryan Burke	1	32	6	2	3	0.667	-	1	0.000	2	2	1.000	-	2	0.000	-	1	1	1	2	-	1	1	2	-11	-	1.0	5.8
	TEAM	-	-	0	0	0	-	-	-	-	-	-	-	-	-	-	-	-	0	-	-	-	-	-	-	-	-	-	-
	<b>TOTALS</b>	<b>1</b>	<b>32</b>	<b>59</b>	<b>22</b>	<b>49</b>	<b>0.449</b>	<b>9</b>	<b>19</b>	<b>0.474</b>	<b>13</b>	<b>30</b>	<b>0.433</b>	<b>2</b>	<b>6</b>	<b>0.333</b>	<b>5</b>	<b>8</b>	<b>13</b>	<b>7</b>	<b>7</b>	<b>-</b>	<b>2</b>	<b>6</b>	<b>16</b>	<b>-13</b>	<b>-</b>	<b>1.2</b>	<b>38.7</b>



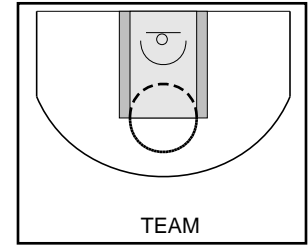
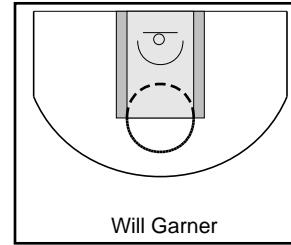
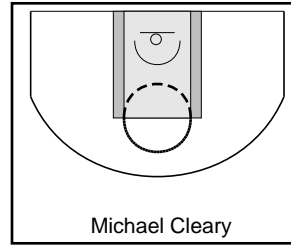
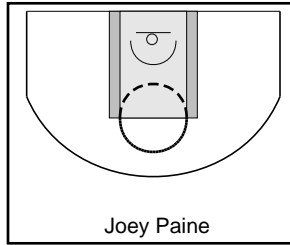
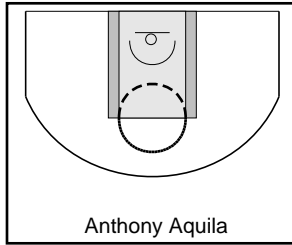
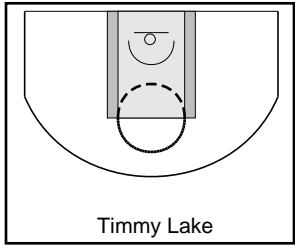
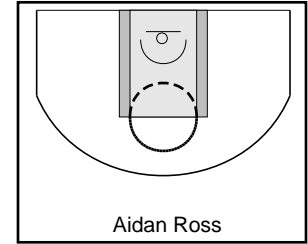
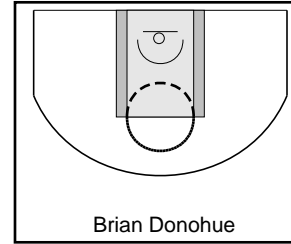
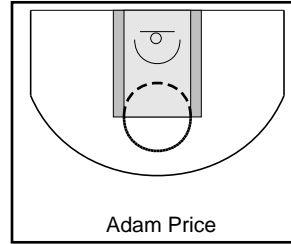
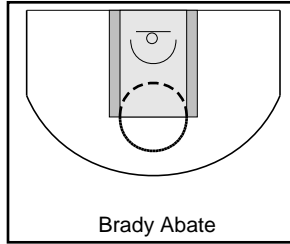
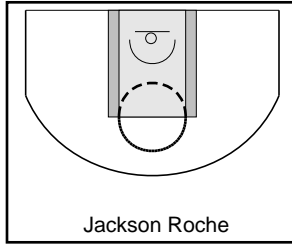
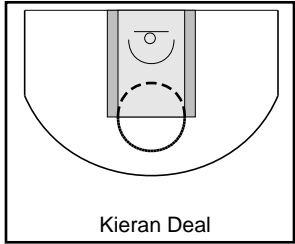
# St. Simon And Jude

	1	2	3	4	T
St. Albertâ€™s	14	20	6	19	59
St. Simon And	24	18	17	11	70



1/14/22 St. Albertâ€™s at St. Simon And Jude

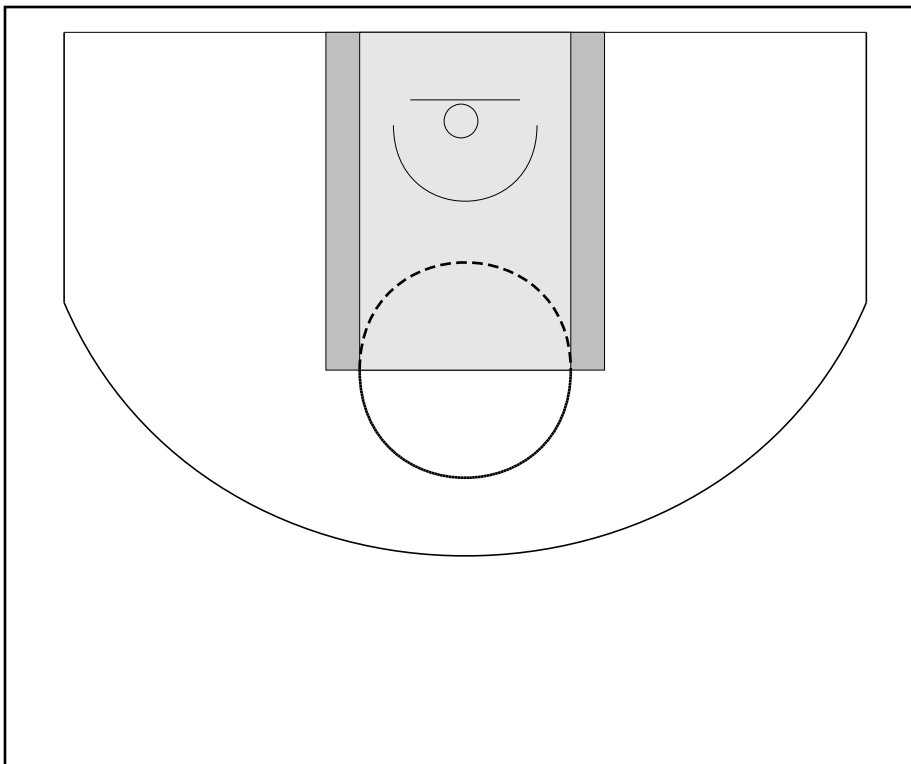
#	Name	G	MIN	PTS	FGM	FGA	FG%	2PM	2PA	2P%	3PM	3PA	3P%	FTM	FTA	FT%	OREB	DREB	REB	AST	STL	DFL	BLK	TO	PF	PM	CHG	A/T	GmSc
1	Kieran Deal	1	-	11	5	11	0.455	4	10	0.400	1	1	1.000	-	-	-	2	4	6	1	-	-	-	1	1	-	-	1.0	7.2
2	Jackson Roche	-	-	0	0	0	-	-	-	-	-	-	-	-	-	-	-	-	0	-	-	-	-	-	-	-	-	-	-
3	Brady Abate	1	32	30	12	17	0.706	12	14	0.857	-	3	0.000	6	8	0.750	4	14	18	4	1	-	2	3	3	11	-	1.3	30.1
4	Adam Price	-	-	0	0	0	-	-	-	-	-	-	-	-	-	-	-	-	0	-	-	-	-	-	-	-	-	-	-
5	Brian Donohue	1	32	8	3	7	0.429	1	1	1.000	2	6	0.333	-	-	-	-	2	2	2	-	-	-	4	-	11	-	0.5	2.3
10	Aidan Ross	-	-	0	0	0	-	-	-	-	-	-	-	-	-	-	-	-	0	-	-	-	-	-	-	-	-	-	-
15	Timmy Lake	-	-	0	0	0	-	-	-	-	-	-	-	-	-	-	-	-	0	-	-	-	-	-	-	-	-	-	-
24	Anthony Aquila	1	32	13	5	6	0.833	5	6	0.833	-	-	-	3	5	0.600	2	3	5	3	-	-	1	2	2	11	-	1.5	12.3
25	Joey Paine	1	32	2	1	2	0.500	1	2	0.500	-	-	-	-	-	-	-	2	2	1	-	-	-	1	1	11	-	1.0	0.9
34	Michael Cleary	1	32	6	3	5	0.600	3	4	0.750	-	1	0.000	-	3	0.000	1	-	1	1	-	-	-	-	3	11	-	-	2.7
44	Will Garner	-	-	0	0	0	-	-	-	-	-	-	-	-	-	-	-	-	0	-	-	-	-	-	-	-	-	-	-
	TEAM	-	-	0	0	0	-	-	-	-	-	-	-	-	-	-	-	-	0	-	-	-	-	-	-	-	-	-	-
	<b>TOTALS</b>	<b>1</b>	<b>32</b>	<b>70</b>	<b>29</b>	<b>48</b>	<b>0.604</b>	<b>26</b>	<b>37</b>	<b>0.703</b>	<b>3</b>	<b>11</b>	<b>0.273</b>	<b>9</b>	<b>16</b>	<b>0.562</b>	<b>9</b>	<b>25</b>	<b>34</b>	<b>12</b>	<b>1</b>	<b>-</b>	<b>3</b>	<b>11</b>	<b>10</b>	<b>13</b>	<b>-</b>	<b>1.1</b>	<b>55.5</b>



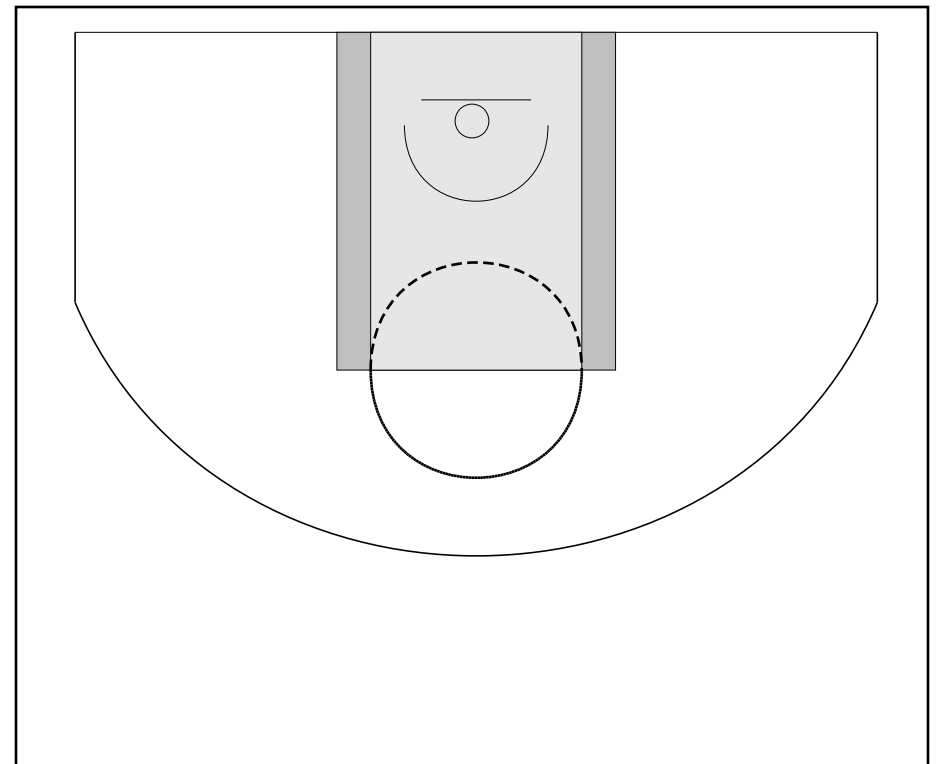
## Game Summary Comparison

Statistic	St. Albertâ€™s	St. Simon And Jude
Points	59	70
<i>Field Goals</i>	22 / 49	29 / 48
<i>2 Point</i>	9 / 19	26 / 37
<i>3 Point</i>	13 / 30	3 / 11
<i>Free Throws</i>	2 / 6	9 / 16
Assists	7	12
Rebounds	13	34
<i>Offensive</i>	5	9
<i>Defensive</i>	8	25
Blocks	2	3
Steals	7	1
Deflections	-	-
Turnovers	6	11
Charges Taken	-	-
Personal Fouls	16	10
Technical Fouls	-	-

St. Albertâ€™s



St. Simon And Jude



### St. Albertâ€™s Turnovers

Period	Clock	Player	Turnover Type
1st Period	3:12	#20 Brian Donahue	Other
1st Period	0:00	#34 Ryan Burke	Other
2nd Period	6:33	#15 Adam McDonald	Other
2nd Period	0:00	#15 Adam McDonald	Other
3rd Period	0:00	#20 Brian Donahue	Other

### St. Albertâ€™s Fouls

Period	Clock	Player	Foul
1st Period	0:00	#5 Jimmy Carcel	Other (Def)
1st Period	0:00	#6 Joe Guerin	Other (Def)
2nd Period	5:44	#12 Dylan Nasrat	Other (Def)
2nd Period	3:11	#34 Ryan Burke	Other (Def)
2nd Period	0:31	#15 Adam McDonald	Other (Off)
2nd Period	0:00	#33 Max Moshinski	Other (Def)
2nd Period	0:00	#15 Adam McDonald	Other (Def)
3rd Period	0:00	#6 Joe Guerin	Other (Def)
4th Period	5:08	#23 Jake Proud	Other (Def)
4th Period	0:00	#20 Brian Donahue	Other (Def)
4th Period	0:00	#33 Max Moshinski	Other (Def)
4th Period	0:00	#33 Max Moshinski	Other (Def)
4th Period	0:00	#33 Max Moshinski	Other (Def)
4th Period	0:00	#20 Brian Donahue	Other (Def)
4th Period	0:00	#33 Max Moshinski	Other (Def)
4th Period	0:00	#34 Ryan Burke	Other (Def)

### St. Simon And Jude Turnovers

Period	Clock	Player	Turnover Type
1st Period	4:41	#5 Brian Donohue	Other
1st Period	3:33	#5 Brian Donohue	Other
1st Period	2:50	#5 Brian Donohue	Other
2nd Period	0:00	#24 Anthony Aquila	Other
3rd Period	3:08	#1 Kieran Deal	Other
3rd Period	0:00	#3 Brady Abate	Other
3rd Period	0:00	#25 Joey Paine	Other
4th Period	6:07	#5 Brian Donohue	Other
4th Period	5:52	#24 Anthony Aquila	Other

### St. Simon And Jude Fouls

Period	Clock	Player	Foul
1st Period	6:01	#34 Michael Cleary	Other (Def)
1st Period	4:03	#24 Anthony Aquila	Other (Def)
1st Period	0:00	#34 Michael Cleary	Other (Def)
1st Period	0:00	#3 Brady Abate	Other (Def)
2nd Period	0:18	#3 Brady Abate	Other (Off)
2nd Period	0:00	#25 Joey Paine	Other (Def)
3rd Period	2:54	#34 Michael Cleary	Other (Def)
3rd Period	0:00	#3 Brady Abate	Other (Off)
3rd Period	0:00	#24 Anthony Aquila	Other (Def)
3rd Period	0:00	#1 Kieran Deal	Other (Def)