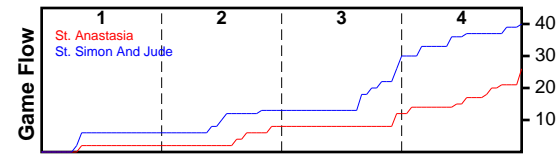


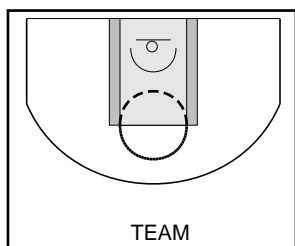
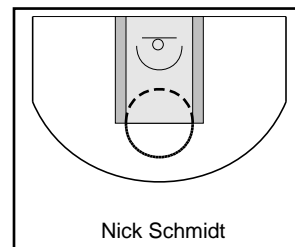
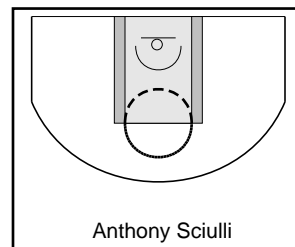
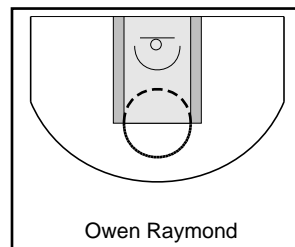
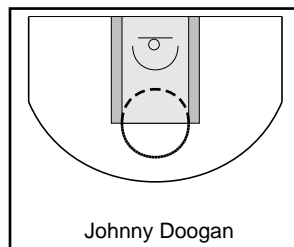
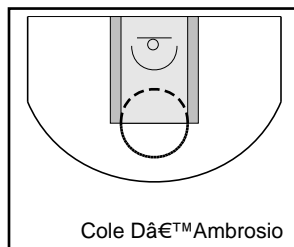
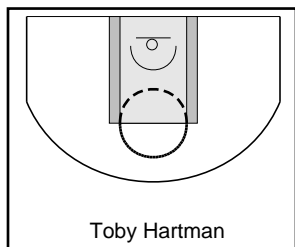
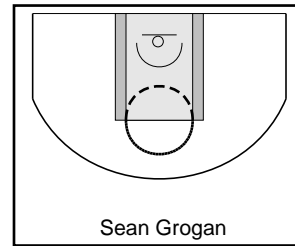
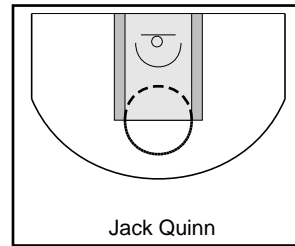
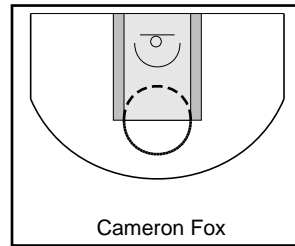
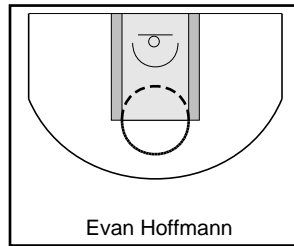
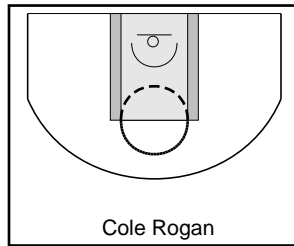
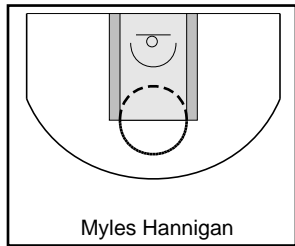
# St. Anastasia

1/17/22 St. Anastasia at St. Simon And Jude

|               | 1 | 2 | 3  | 4  | T  |
|---------------|---|---|----|----|----|
| St. Anastasia | 2 | 6 | 4  | 14 | 26 |
| St. Simon And | 6 | 7 | 15 | 12 | 40 |

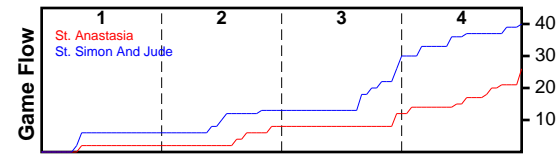


| #  | Name              | G        | MIN       | PTS       | FGM      | FGA       | FG%          | 2PM      | 2PA       | 2P%          | 3PM      | 3PA      | 3P%          | FTM      | FTA       | FT%          | OREB     | DREB     | REB      | AST      | STL      | DFL      | BLK      | TO       | PF       | PM         | CHG      | A/T        | GmSc       |
|----|-------------------|----------|-----------|-----------|----------|-----------|--------------|----------|-----------|--------------|----------|----------|--------------|----------|-----------|--------------|----------|----------|----------|----------|----------|----------|----------|----------|----------|------------|----------|------------|------------|
| 0  | Myles Hannigan    | 1        | -         | 0         | 0        | 1         | 0.000        | -        | -         | -            | -        | 1        | 0.000        | -        | -         | -            | -        | -        | 0        | -        | -        | -        | -        | -        | -        | -4         | -        | -          | -0.7       |
| 1  | Cole Rogan        | 1        | 30        | 2         | 1        | 2         | 0.500        | 1        | 2         | 0.500        | -        | -        | -            | -        | -         | -            | -        | 1        | 1        | -        | -        | -        | -        | 2        | -        | -14        | -        | 0.0        | -0.7       |
| 14 | Evan Hoffmann     | 1        | 24        | 2         | 1        | 3         | 0.333        | 1        | 3         | 0.333        | -        | -        | -            | -        | -         | -            | -        | -        | 0        | -        | 1        | -        | 2        | -        | 3        | -16        | -        | -          | 1.5        |
| 15 | Cameron Fox       | 1        | 24        | 0         | 0        | 4         | 0.000        | -        | 2         | 0.000        | -        | 2        | 0.000        | -        | -         | -            | -        | -        | 0        | -        | -        | -        | -        | 1        | -16      | -          | -        | -3.2       |            |
| 23 | Jack Quinn        | 1        | 11        | 4         | 2        | 5         | 0.400        | 2        | 5         | 0.400        | -        | -        | -            | -        | -         | -            | -        | -        | 0        | -        | 2        | -        | -        | 1        | -        | -          | -        | 2.9        |            |
| 25 | Sean Grogan       | 1        | -         | 2         | 0        | 1         | 0.000        | -        | -         | -            | -        | 1        | 0.000        | 2        | 2         | 1.000        | 1        | 1        | 2        | -        | -        | -        | -        | -        | -        | -          | -        | -          | 2.3        |
| 32 | Toby Hartman      | 1        | 30        | 2         | 0        | 1         | 0.000        | -        | 1         | 0.000        | -        | -        | -            | 2        | 2         | 1.000        | -        | -        | 0        | -        | -        | -        | -        | 2        | -        | -14        | -        | 0.0        | -0.7       |
| 33 | Cole Dâ€™Ambrosio | 1        | 11        | 4         | 1        | 3         | 0.333        | -        | 1         | 0.000        | 1        | 2        | 0.500        | 1        | 2         | 0.500        | -        | -        | 0        | -        | -        | -        | -        | -        | 2        | -          | -        | -          | 1.1        |
| 35 | Johnny Doogan     | 1        | -         | 5         | 2        | 5         | 0.400        | 2        | 4         | 0.500        | -        | 1        | 0.000        | 1        | 2         | 0.500        | -        | -        | 0        | -        | 2        | -        | -        | -        | -        | -          | -        | -          | 3.9        |
| 43 | Owen Raymond      | 1        | -         | 0         | 0        | 1         | 0.000        | -        | -         | -            | -        | 1        | 0.000        | -        | -         | -            | -        | -        | 0        | -        | -        | -        | -        | -        | -        | -          | -        | -          | -0.7       |
| 50 | Anthony Sculli    | 1        | 3         | 5         | 2        | 3         | 0.667        | 2        | 3         | 0.667        | -        | -        | -            | 1        | 3         | 0.333        | 1        | 2        | 3        | -        | -        | -        | -        | 1        | 1        | -2         | -        | 0.0        | 2.8        |
| 52 | Nick Schmidt      | 1        | 30        | 0         | 0        | 2         | 0.000        | -        | 2         | 0.000        | -        | -        | -            | -        | -         | -            | -        | 1        | 1        | -        | -        | -        | 1        | -        | -        | -14        | -        | -          | -0.4       |
|    | TEAM              | -        | -         | 0         | 0        | 0         | -            | -        | -         | -            | -        | -        | -            | -        | -         | -            | -        | -        | 0        | -        | -        | -        | -        | -        | -        | -          | -        | -          | -          |
|    | <b>TOTALS</b>     | <b>1</b> | <b>32</b> | <b>26</b> | <b>9</b> | <b>31</b> | <b>0.290</b> | <b>8</b> | <b>23</b> | <b>0.348</b> | <b>1</b> | <b>8</b> | <b>0.125</b> | <b>7</b> | <b>11</b> | <b>0.636</b> | <b>2</b> | <b>5</b> | <b>7</b> | <b>-</b> | <b>5</b> | <b>-</b> | <b>3</b> | <b>5</b> | <b>8</b> | <b>-14</b> | <b>-</b> | <b>0.0</b> | <b>8.1</b> |



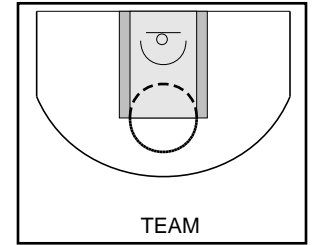
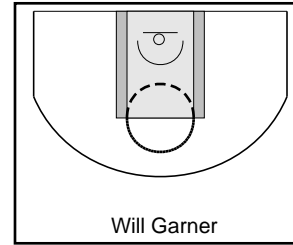
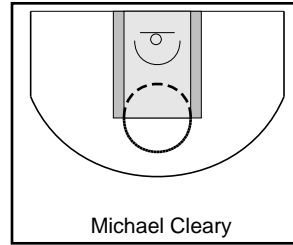
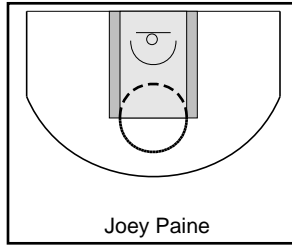
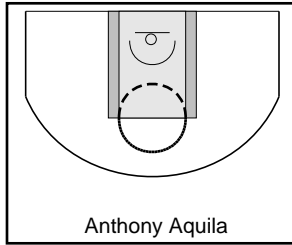
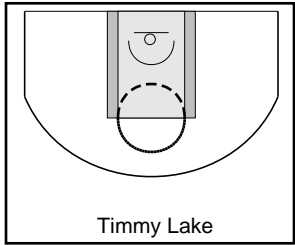
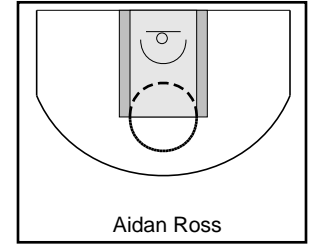
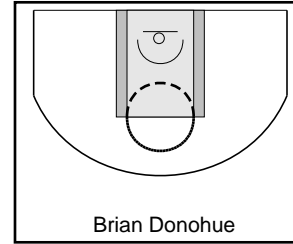
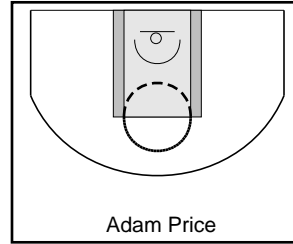
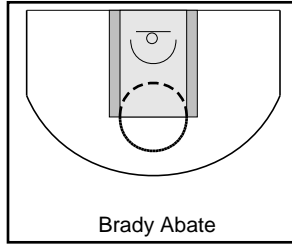
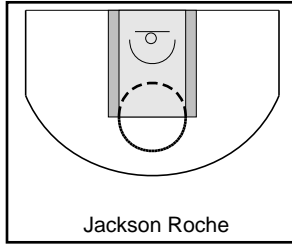
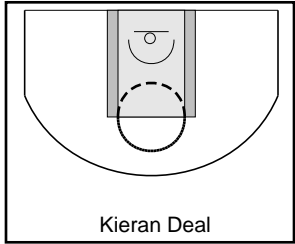
# St. Simon And Jude

|               | 1 | 2 | 3  | 4  | T  |
|---------------|---|---|----|----|----|
| St. Anastasia | 2 | 6 | 4  | 14 | 26 |
| St. Simon And | 6 | 7 | 15 | 12 | 40 |



1/17/22 St. Anastasia at St. Simon And Jude

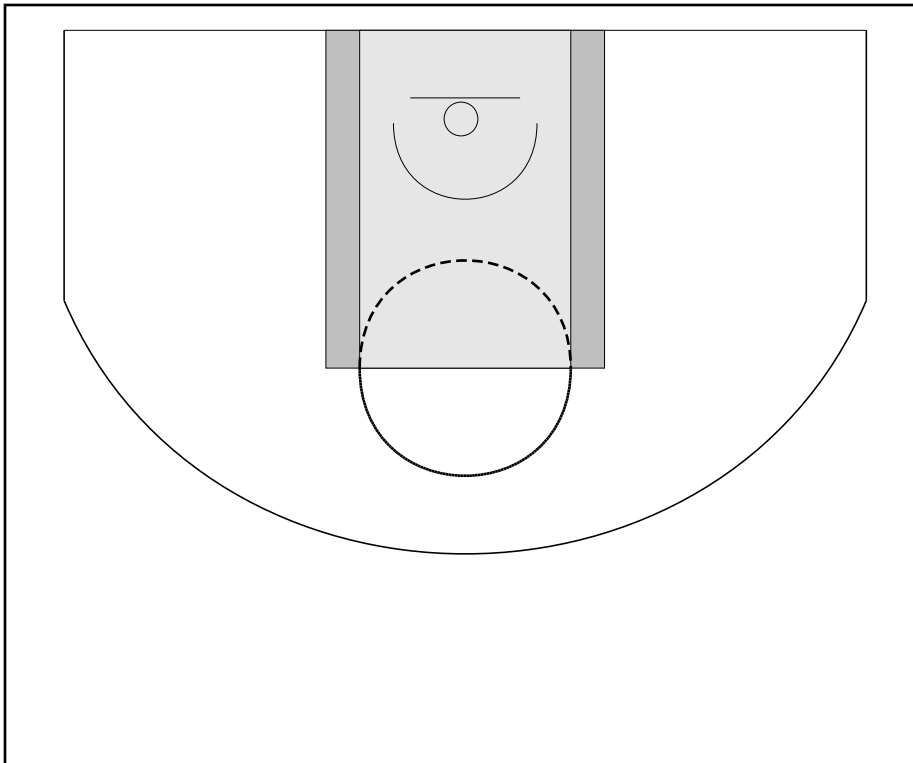
| #  | Name           | G        | MIN       | PTS       | FGM       | FGA       | FG%          | 2PM       | 2PA       | 2P%          | 3PM      | 3PA      | 3P%          | FTM      | FTA      | FT%          | OREB     | DREB     | REB       | AST      | STL      | DFL      | BLK      | TO       | PF        | PM        | CHG      | A/T        | GmSc        |
|----|----------------|----------|-----------|-----------|-----------|-----------|--------------|-----------|-----------|--------------|----------|----------|--------------|----------|----------|--------------|----------|----------|-----------|----------|----------|----------|----------|----------|-----------|-----------|----------|------------|-------------|
| 1  | Kieran Deal    | 1        | 23        | 3         | 1         | 3         | 0.333        | -         | 2         | 0.000        | 1        | 1        | 1.000        | -        | -        | -            | -        | 2        | 2         | -        | -        | -        | -        | 2        | -         | 8         | -        | 0.0        | -0.1        |
| 2  | Jackson Roche  | 1        | 3         | 0         | 0         | 0         | -            | -         | -         | -            | -        | -        | -            | -        | -        | -            | -        | -        | 0         | -        | -        | -        | -        | -        | -         | 2         | -        | -          | 0.0         |
| 3  | Brady Abate    | 1        | 25        | 13        | 6         | 11        | 0.545        | 6         | 10        | 0.600        | -        | 1        | 0.000        | 1        | 2        | 0.500        | 4        | 3        | 7         | 2        | 2        | -        | -        | 3        | -         | 17        | -        | 0.7        | 11.4        |
| 4  | Adam Price     | 1        | 11        | 0         | 0         | 1         | 0.000        | -         | -         | -            | -        | 1        | 0.000        | -        | -        | -            | 1        | -        | 1         | 1        | -        | -        | -        | 1        | 1         | -         | -        | -          | 0.3         |
| 5  | Brian Donohue  | 1        | 24        | 2         | 0         | 0         | -            | -         | -         | -            | -        | -        | -            | 2        | 2        | 1.000        | -        | -        | 0         | -        | -        | -        | -        | -        | 2         | 16        | -        | -          | 1.2         |
| 10 | Aidan Ross     | 1        | -         | 2         | 0         | 0         | -            | -         | -         | -            | -        | -        | -            | 2        | 4        | 0.500        | -        | -        | 0         | -        | -        | -        | -        | -        | -         | -         | -        | -          | 1.2         |
| 15 | Timmy Lake     | 1        | -         | 7         | 3         | 4         | 0.750        | 2         | 3         | 0.667        | 1        | 1        | 1.000        | -        | -        | -            | 1        | -        | 1         | -        | -        | -        | -        | -        | -         | -         | -        | -          | 6.1         |
| 24 | Anthony Aquila | 1        | 30        | 7         | 3         | 5         | 0.600        | 2         | 3         | 0.667        | 1        | 2        | 0.500        | -        | -        | -            | -        | -        | 0         | -        | -        | -        | -        | 1        | 3         | 14        | -        | 0.0        | 2.5         |
| 25 | Joey Paine     | 1        | 18        | 0         | 0         | 2         | 0.000        | -         | 1         | 0.000        | -        | 1        | 0.000        | -        | -        | -            | -        | 1        | 1         | -        | -        | -        | -        | 1        | 3         | 8         | -        | 0.0        | -3.3        |
| 34 | Michael Cleary | 1        | 21        | 2         | 1         | 4         | 0.250        | 1         | 2         | 0.500        | -        | 2        | 0.000        | -        | -        | -            | 1        | 1        | 2         | 1        | 3        | -        | -        | -        | 1         | 14        | -        | -          | 3.9         |
| 44 | Will Garner    | 1        | 9         | 4         | 2         | 2         | 1.000        | 2         | 2         | 1.000        | -        | -        | -            | -        | -        | -            | -        | 1        | 1         | -        | -        | -        | -        | 3        | -         | -         | -        | 2.5        |             |
|    | TEAM           | -        | -         | 0         | 0         | 0         | -            | -         | -         | -            | -        | -        | -            | -        | -        | -            | -        | -        | 0         | -        | -        | -        | -        | -        | -         | -         | -        | -          | -           |
|    | <b>TOTALS</b>  | <b>1</b> | <b>32</b> | <b>40</b> | <b>16</b> | <b>32</b> | <b>0.500</b> | <b>13</b> | <b>23</b> | <b>0.565</b> | <b>3</b> | <b>9</b> | <b>0.333</b> | <b>5</b> | <b>8</b> | <b>0.625</b> | <b>7</b> | <b>8</b> | <b>15</b> | <b>4</b> | <b>5</b> | <b>-</b> | <b>-</b> | <b>7</b> | <b>13</b> | <b>14</b> | <b>-</b> | <b>0.6</b> | <b>25.7</b> |



## Game Summary Comparison

| Statistic          | St. Anastasia | St. Simon And Jude |
|--------------------|---------------|--------------------|
| Points             | 26            | 40                 |
| <i>Field Goals</i> | 9 / 31        | 16 / 32            |
| 2 Point            | 8 / 23        | 13 / 23            |
| 3 Point            | 1 / 8         | 3 / 9              |
| <i>Free Throws</i> | 7 / 11        | 5 / 8              |
| Assists            | -             | 4                  |
| Rebounds           | 7             | 15                 |
| <i>Offensive</i>   | 2             | 7                  |
| <i>Defensive</i>   | 5             | 8                  |
| Blocks             | 3             | -                  |
| Steals             | 5             | 5                  |
| Deflections        | -             | -                  |
| Turnovers          | 5             | 7                  |
| Charges Taken      | -             | -                  |
| Personal Fouls     | 8             | 13                 |
| Technical Fouls    | -             | -                  |

St. Anastasia



St. Simon And Jude



### St. Anastasia Turnovers

| Period     | Clock | Player              | Turnover Type |
|------------|-------|---------------------|---------------|
| 1st Period | 7:07  | #1 Cole Rogan       | Other         |
| 1st Period | 6:00  | #32 Toby Hartman    | Other         |
| 2nd Period | 4:51  | #50 Anthony Sciulli | Other         |
| 3rd Period | 2:22  | #32 Toby Hartman    | Other         |
| 3rd Period | 0:03  | #1 Cole Rogan       | Other         |

### St. Anastasia Fouls

| Period     | Clock | Player                | Foul           |
|------------|-------|-----------------------|----------------|
| 2nd Period | 1:29  | #23 Jack Quinn        | Blocking (Def) |
| 3rd Period | 2:22  | #14 Evan Hoffmann     | Blocking (Def) |
| 3rd Period | 2:22  | #14 Evan Hoffmann     | Blocking (Def) |
| 3rd Period | 0:00  | #14 Evan Hoffmann     | Blocking (Def) |
| 3rd Period | 0:00  | #15 Cameron Fox       | Pushing (Def)  |
| 4th Period | 4:39  | #50 Anthony Sciulli   | Blocking (Def) |
| 4th Period | 3:45  | #33 Cole Dâ€™Ambrosio | Blocking (Def) |
| 4th Period | 0:00  | #33 Cole Dâ€™Ambrosio | Tripping (Def) |

### St. Simon And Jude Turnovers

| Period     | Clock | Player             | Turnover Type |
|------------|-------|--------------------|---------------|
| 1st Period | 6:44  | #3 Brady Abate     | Other         |
| 1st Period | 5:06  | #3 Brady Abate     | Other         |
| 2nd Period | 5:06  | #25 Joey Paine     | Other         |
| 3rd Period | 2:22  | #3 Brady Abate     | Other         |
| 3rd Period | 0:00  | #1 Kieran Deal     | Other         |
| 3rd Period | 0:00  | #1 Kieran Deal     | Other         |
| 4th Period | 5:04  | #24 Anthony Aquila | Other         |

### St. Simon And Jude Fouls

| Period     | Clock | Player             | Foul           |
|------------|-------|--------------------|----------------|
| 1st Period | 7:23  | #5 Brian Donohue   | Blocking (Def) |
| 1st Period | 5:06  | #5 Brian Donohue   | Other (Def)    |
| 2nd Period | 3:13  | #25 Joey Paine     | Blocking (Def) |
| 2nd Period | 1:46  | #24 Anthony Aquila | Blocking (Def) |
| 3rd Period | 0:21  | #25 Joey Paine     | Blocking (Def) |
| 3rd Period | 0:17  | #44 Will Garner    | Blocking (Def) |
| 3rd Period | 0:00  | #25 Joey Paine     | Blocking (Def) |
| 4th Period | 7:05  | #34 Michael Cleary | Blocking (Def) |
| 4th Period | 6:18  | #24 Anthony Aquila | Blocking (Def) |
| 4th Period | 6:02  | #24 Anthony Aquila | Blocking (Def) |
| 4th Period | 2:14  | #4 Adam Price      | Blocking (Def) |
| 4th Period | 1:07  | #44 Will Garner    | Blocking (Def) |
| 4th Period | 0:09  | #44 Will Garner    | Blocking (Def) |